

**NEOSHO COUNTY
COMMUNITY COLLEGE**
Chanute, Kansas

Independent Auditors' Report and
Financial Statements with
Supplementary Information

For the Year Ended June 30, 2016

NEOSHO COUNTY COMMUNITY COLLEGE
Chanute, Kansas

TABLE OF CONTENTS

	PAGE NUMBER	
Management’s Discussion and Analysis	i - ix	
Independent Auditors' Report	1-3	
Financial Statements:		
Statement of Net position.....	4	
Statement of Revenues, Expenses, and Changes in Net position.....	5	
Statement of Cash Flows	6-7	
Notes to Financial Statements	8-28	
		SCHEDULE NUMBER
REQUIRED SUPPLEMENTARY INFORMATION		
Schedule of Funding Progress.....	1	29
SUPPLEMENTARY INFORMATION:		
Combining Schedule of Net position – Primary Institution.....	2	30-31
Combining Schedule of Revenues, Expenses, and Changes in Net position – Primary Institution	3	32-33
Schedules of Revenues, Expenditures, and Changes in Unencumbered Cash - Budget and Actual - Regulatory Basis (with Comparative Actual Totals For the Prior Year)		
All Budgeted Funds - Current Funds – Unrestricted		
General Fund.....	4	34-35
Postsecondary Technical Education Fund	5	36
Adult Education Fund	6	37
Adult Supplemental Education Fund	7	38
Auxiliary Enterprise Funds	8	39
Plant Funds:		
Retirement of Indebtedness (Bond and Interest) Fund	9	40
Schedule of Changes in Assets and Liabilities – All Agency Funds	10	41-42

NEOSHO COUNTY COMMUNITY COLLEGE
Chanute, Kansas

TABLE OF CONTENTS

(Continued)

	Schedule Number	Page Number
Auditor Information Sheet		43-44
Schedule of Expenditures of Federal Awards	11	45-46
Independent Auditors' Report on Internal Control Over Financial Reporting and on Compliance and Other Matters Based on an Audit of Financial Statements Performed in Accordance with <i>Government Auditing Standards</i>		47-48
Independent Auditors' Report on Compliance for Each Major Program and on Internal Control Over Compliance Required by the Uniform Guidance		49-51
Schedule of Findings and Questioned Costs	12	52-54
Schedule of Resolution of Prior Year's Findings and Questioned Costs	13	55
Corrective Action Plan.....		56

Management's Discussion and Analysis

Introduction:

The following discussion and analysis of the financial performance and activity of Neosho County Community College (The College) is to provide an introduction to and an understanding of the basic financial statements of the College for the year ended June 30, 2016 with selected comparative information for the year ended June 30, 2015. This discussion focuses on the current activities, resulting changes, and currently known facts. This discussion should be read in conjunction with the College's basic financial statements and the footnotes to those financial statements. The College is solely responsible for the completeness of this information.

Using the Annual Report:

GASB 34 required a change in the way financial information is presented for state and local governments. GASB 35 merely amends GASB 34 and makes it apply to public colleges and universities. The purpose of GASB 34/35 is to make the financial statement presentation of public entities more closely resemble or emulate that of non-public for-profit enterprises. The hope is that it will "enhance the understandability of the general purpose external financial reports." One way the new model enhanced understandability was by bringing the activities under one consolidated total known as the Government-Wide Financial Statements. The annual financial report will include the basic financial statements and required supplementary information.

Basic financial statements are comprised of two parts:

1. Basic Financial Statements – These include Statement of Net Position; Statement of Revenues, Expenses, and Changes in Net Position; Statement of Cash Flows. These statements present the results on a single measurement focus and basis of accounting.
2. The Notes to the Basic Financial Statements are an integral and essential portion of the financial statements.

Required Supplementary Information:

Management Discussion & Analysis (MD&A) - This is information that is required by standards to be presented but is not part of the basic financial statements.

The purpose for conversion to the GASB 34/35 model was usability and understandability.

Highlights to the Financial Statements:

Neosho County Community College completed a solid performance for the fiscal year ended June 30, 2016. At year end, the College's position exceeded its liabilities by \$10,753,958. Of this amount, \$7,470,912 is classified as unrestricted net position. This unrestricted net position may be used to meet the College's ongoing obligations. Cash and fund balances increased or remained approximately equal to the 2015 level in almost all funds. Total credit hours generated in 2016 were 38,844. While funding levels will be a concern for the College into the foreseeable future, since our three major sources of revenue are dependent upon student enrollment, state aid appropriations and assessed property valuation, the revenues in the 2016 year helped to maintain the College's strong financial condition.

Statement of Net Position

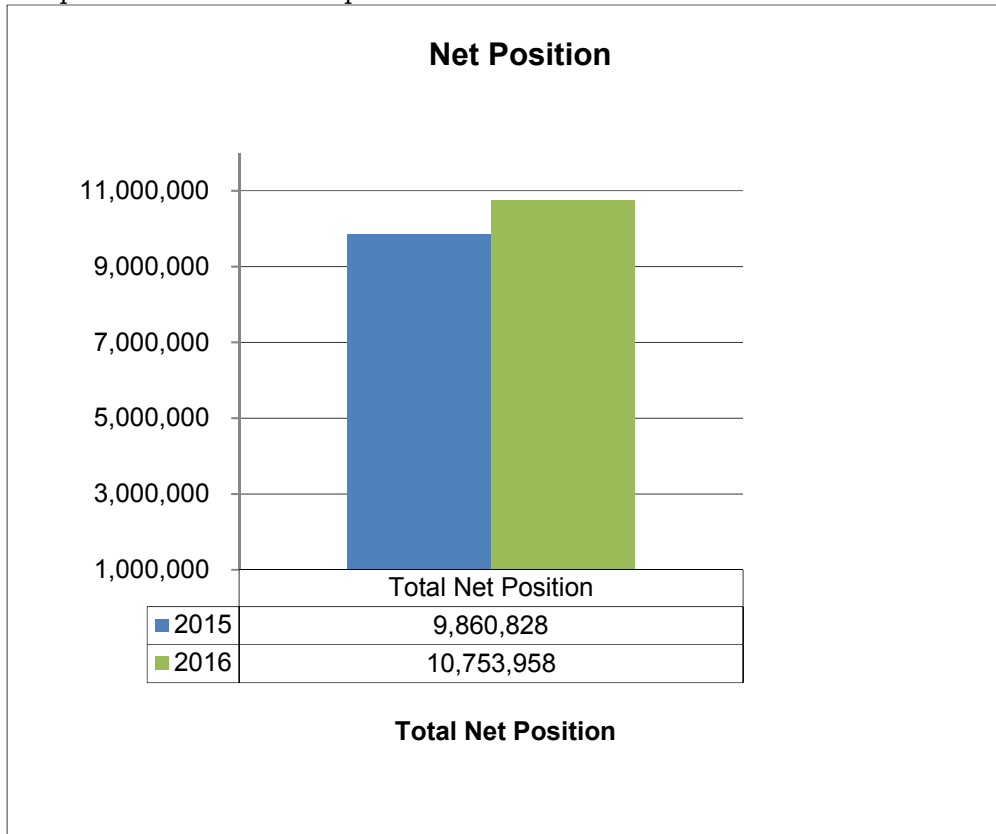
The statement of net position presents the assets, liabilities, and net position of the College at June 30, 2016. The purpose of the statement of net position is to present the financial condition of the College.

The assets and liabilities are categorized between current and noncurrent. Noncurrent assets are externally restricted cash and investments restricted to make debt service payments, maintain sinking or reserve funds, or to purchase or construct capital or other noncurrent assets, such as capital assets. Noncurrent liabilities include (1) principal amounts of revenue bonds payable, notes payable, and capital lease obligations with contractual maturities greater than one year; (2) estimated amounts for accrued compensated absences and other liabilities that will not be paid within the next fiscal year; or (3) other liabilities that although payable within one year, are to be paid from funds that are classified as noncurrent assets. The College's current assets consist primarily of cash, short-term investments and accounts receivables, while noncurrent assets consist mainly of capital assets.

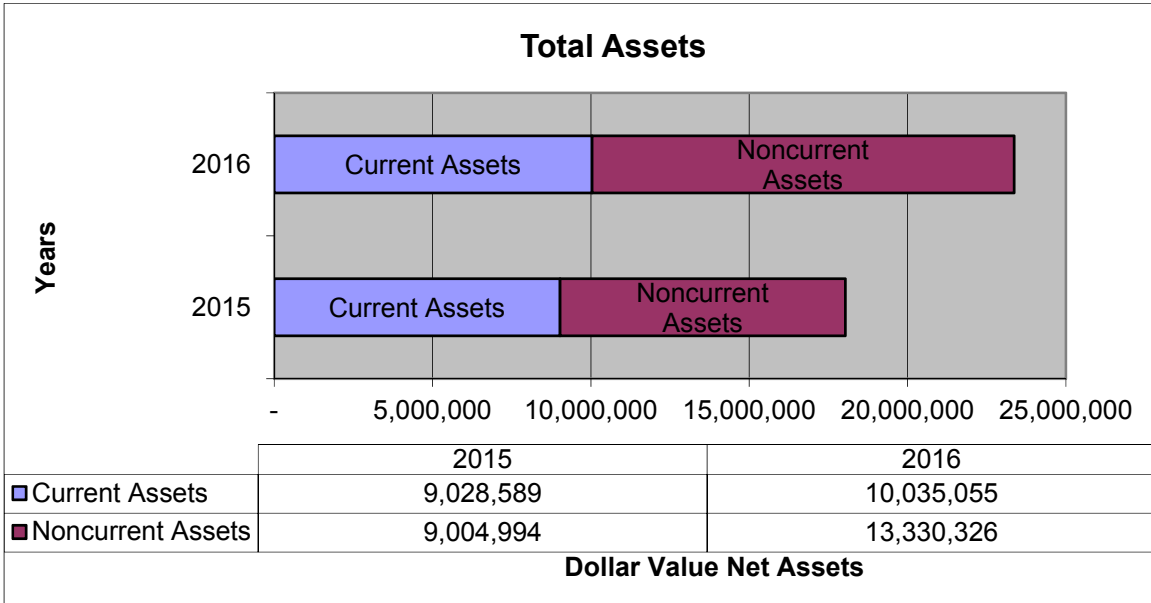
Comparison of Position – Fiscal Year 2015 to 2016

Net position is presented in three major categories. The first is invested in capital assets, net of related debt, which represents the College's equity in its property, plant, and equipment. The second is restricted and the third is unrestricted. Net position increased during the current fiscal year from \$9,860,828 to \$10,753,958 for a total increase of \$893,130; on a percentage basis this is a 9.06% increase.


Net position for 2015 compared to 2016:



Total breakdown of assets between current and noncurrent classification is as follows:



Total assets by category 2016



Neosho County Community College
 Management's Discussion and Analysis
 Fiscal year ended June 30, 2016

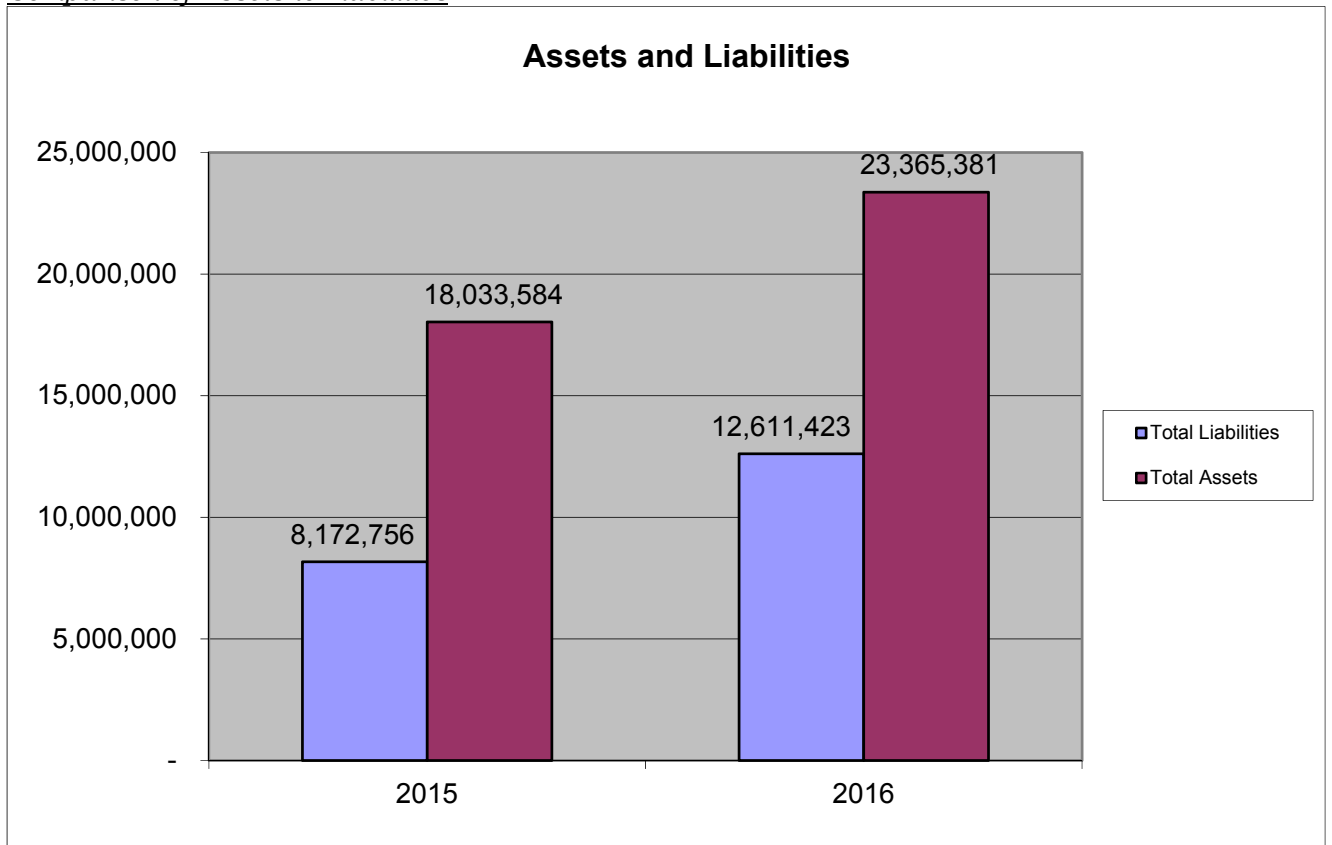
Of the \$23,365,381 in total assets, approximately 36% are in cash and cash equivalents. Capital assets represent 57% of total assets.

Comparison of Liabilities – Fiscal Year 2015 to 2016

	2015	% Total 2015	2016	% Total 2016
Current Liabilities	1,975,374	24.17%	1,758,612	13.94%
Noncurrent Liabilities	6,197,381	75.83%	10,852,811	86.06%
Total Liabilities	8,172,755	100.00%	12,611,423	100.00%

The liabilities are categorized between current and noncurrent. For example, the College's current liabilities consist primarily of accounts payable, accrued liabilities, deferred revenue and the current portion of revenue bonds payable. The noncurrent liabilities portion is due to the accrued vacation, OBEB obligations, Bond premium and capital lease payable. The Capital Lease refinancing was completed in June of 2016 served two primary purposes; 1) to reduce the payment amount and; 2) to take advantage of historically low interest rates.

Comparison of Assets to Liabilities



Total liabilities increased \$4,438,667 from \$8,172,756 in 2015 to \$12,611,423 in 2016. This represents a 54.31% increase in total liabilities. Assets increased \$5,331,797 from \$18,033,584 to \$23,365,381 for a 29.57% decrease. The asset to liability ratio was 2.21 (\$18,033,584/\$8,172,756) in 2015 and 1.85 (\$23,365,381/12,611,423) in 2016. In summary, assets increased \$5,331,797 while liabilities increased by \$4,438,667.

Statement of Revenues, Expenses and Changes in Net Position

The statement of revenues, expenses, and changes in net position present the College's financial results for the fiscal year ending June 30, 2016. The statements include the College's revenue and expenses, both operating and nonoperating.

Operating revenues and expenses are those for which the College directly exchanges goods and services. Nonoperating revenues and expenses are those that exclude specific goods and services. Examples of nonoperating revenues would be County property tax revenue and state aid; whereby local and state taxpayers do not directly receive goods and services from the College.

Results of Operations Fiscal Year 2016

	2015	% Total 2015	2016	% Total 2016
Student tuition and fees	4,059,738	20.20%	4,573,006	22.83%
Federal grants and contracts	4,280,069	21.30%	3,876,182	19.35%
State grants and contracts	1,392,121	6.93%	1,138,355	5.68%
Auxiliary enterprises	2,340,867	11.65%	2,371,308	11.84%
State appropriations	2,804,216	13.96%	2,861,445	14.28%
Property taxes	4,841,234	24.09%	4,662,926	23.27%
Other revenue	376,252	1.87%	551,824	2.75%
Total revenue	20,094,497	100.00%	20,035,046	100.00%

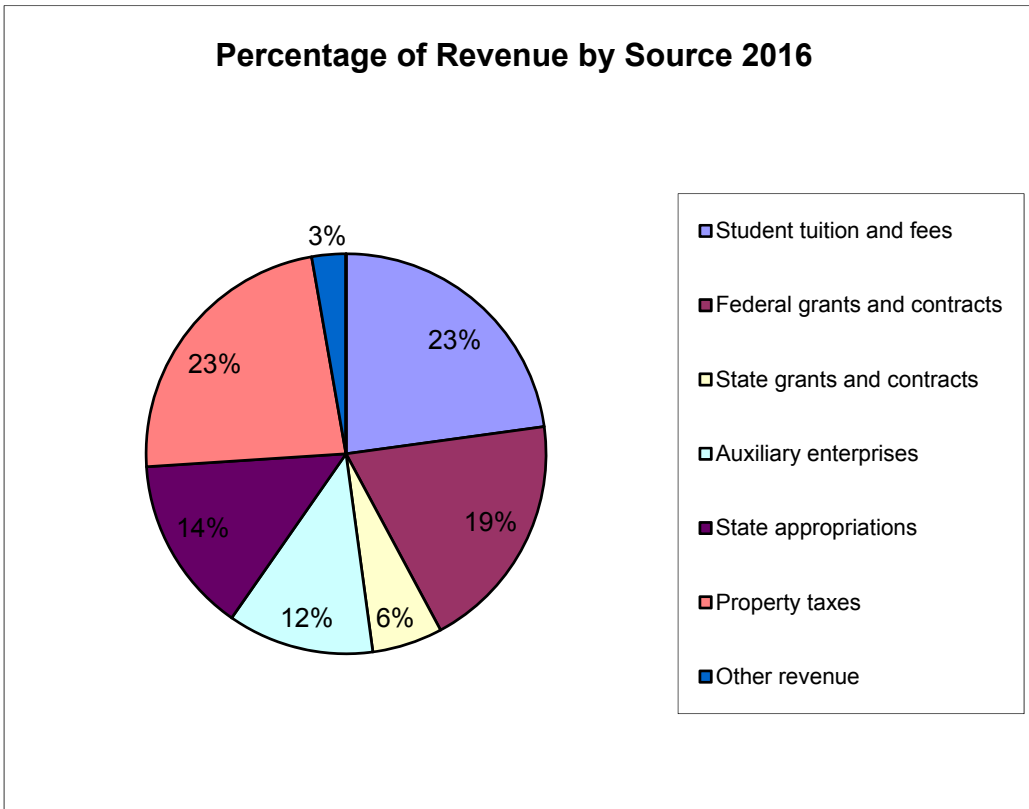
Revenue

Detail of the 2015 and 2016 expenditures:

Components and sources of revenue:

Neosho County Community College receives revenue from five major sources. They are: The State of Kansas; Federal Government; students, in the form of tuition and fees; local taxpayers, by way of property taxes; and through business style auxiliary enterprises. The percentage of state appropriation increased .33% and the percentage of student tuition and fees increased 2.62% in 2016.

Neosho County Community College
 Management's Discussion and Analysis
 Fiscal year ended June 30, 2016

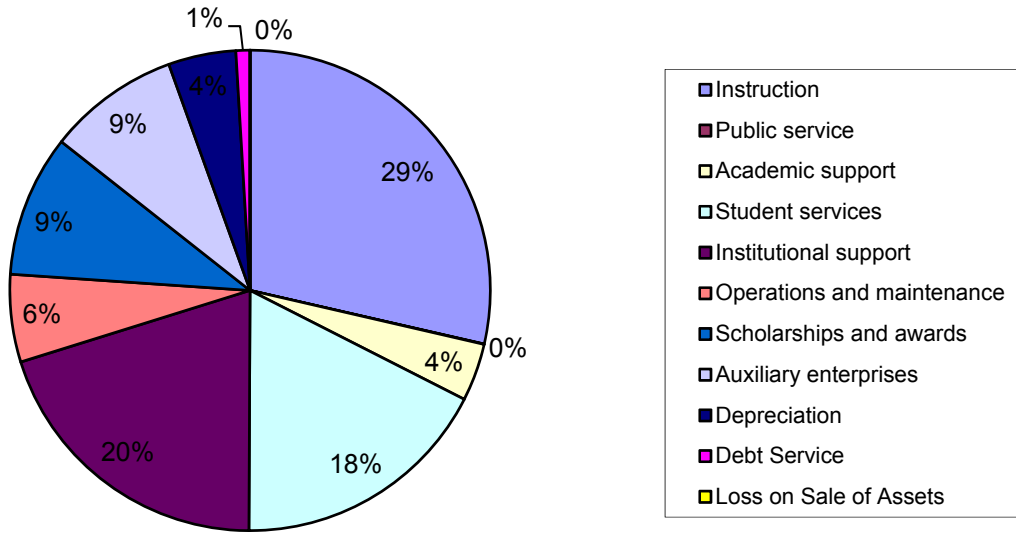


Expenditures

Detail of the 2015 and 2016 Education and General expenditures:

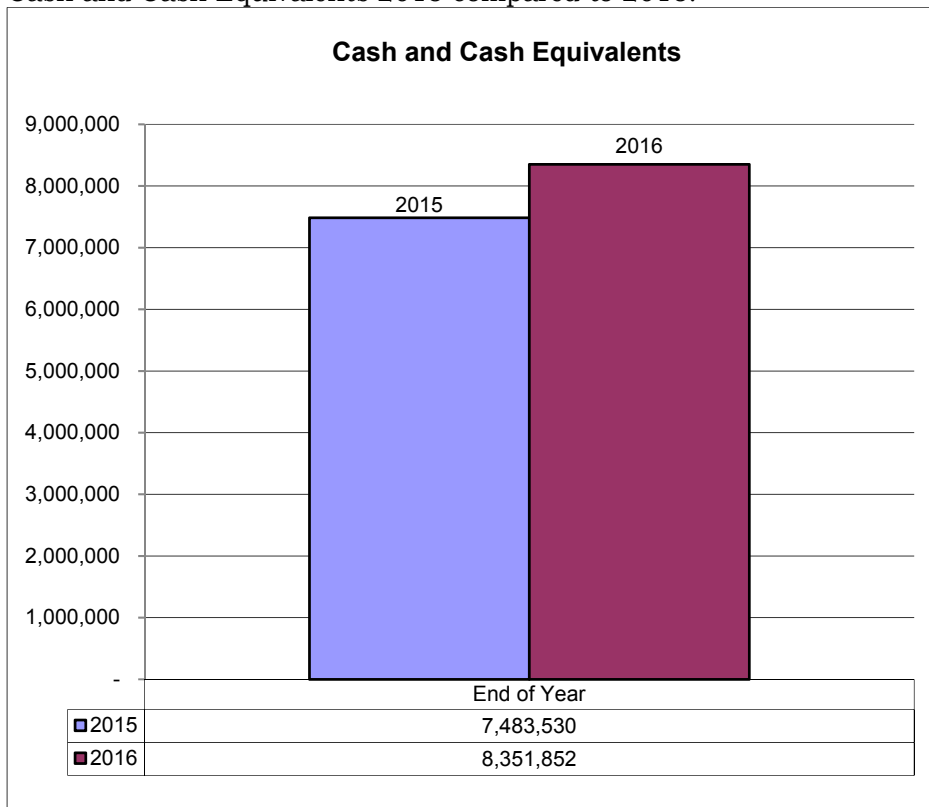
	2015	% Total 2015	2016	% Total 2016
Instruction	5,637,446	28.26%	5,471,595	28.58%
Public service	11,161	0.06%	4,729	0.02%
Academic support	828,045	4.15%	742,691	3.88%
Student services	3,288,573	16.48%	3,365,795	17.58%
Institutional support	3,845,828	19.28%	3,850,201	20.11%
Operations and maintenance	1,333,388	6.68%	1,128,804	5.90%
Scholarships and awards	2,122,116	10.64%	1,826,569	9.54%
Auxiliary enterprises	1,542,506	7.73%	1,701,413	8.89%
Depreciation	864,746	4.33%	869,475	4.54%
Debt Service	477,312	2.39%	180,644	.94%
Loss on Sale of Assets	0	0.00%	0	0.00%
Total expenditures	19,951,121	100.00%	19,141,916	100.00%

Percentage of Expenditures by Category 2016



Statement of Cash Flows

Cash and Cash Equivalents 2015 compared to 2016:



The statement of cash flows present information about cash receipts and cash payments during the year. It helps assess the College's ability to generate net cash flows and to meet its obligations as they come due. The largest sources of cash from operating activities were student tuition and fees, federal financial aid and sales and services of auxiliary enterprises. Major uses of cash were payments made to employees and vendors.

Summary of Overall Performance

Neosho County Community College's financial condition remained stable overall this fiscal year. Net position increased, on an accrual basis, in 2016 from 2015 by \$893,130. Cash and cash equivalents increased by \$868,322 (\$8,351,852-\$7,483,530). Fund balances on a budget basis (presented in supplementary information schedules 4-10) also increased by \$1,417,622 from \$6,058,627 to \$7,476,250 during the 2016 fiscal year.

Current Factors Having Probable Future Financial Significance

Since the new dorm was built, the College has not been able to fill all 244 beds in the two dorms. In fall 2004 the College had 200 residents. The occupancy dropped to 175 in the spring of 2005. In the fall 2005 the College had 204 residents. The occupancy dropped to 172 in the spring of 2006. In the fall 2006 the College had 219 residents. The occupancy decreased to 184 in the spring of 2007. In fall 2007 the College had 223 residents. The occupancy dropped to 208 in the spring of 2008. In fall 2008 the College had 220 residents. The occupancy dropped to 206 in the spring of 2009. In the fall 2009 the College had 230 residents. The occupancy dropped to 201 in the spring of 2010. In the fall of 2010 the College had 240 residents. The occupancy decreased to 192 in the spring of 2011. In fall 2011 the College had 254 residents. The occupancy decreased to 242 in the spring of 2012. In fall 2012 the College had 272 residents, In the spring of 2013 the occupancy decreased to 244. In the fall of 2013 the College had 288 residents. The occupancy dropped to 245 in the spring of 2014. In the fall of 2014 the College had 272 residents. The occupancy dropped to 241 in the spring of 2015. In the fall of 2015 the College had 271 residents. The occupancy dropped to 234. The College had enough money from housing contracts, profits from the bookstore, and the student union fee paid on each credit hour by the Chanute students to cover annual expenditures. As a result, nothing was transferred from agency funds as of June 30, 2015. The College has not had to transfer from agency funds for the past two years.

Economic Outlook

Neosho County Community College shows relatively steady cash reserves and continued enrollment growth. Credit hour enrollments increased by 33.89% between FY2003 and FY2016. In March 2011 the Ottawa educational facility relocated from an 18,000 square foot facility to a new 52,000 square foot facility which includes a simulated hospital wing and has attracted an increased number of traditional age students. Fall 2011 credit hour enrollment at the Ottawa campus increased 20% over fall 2010.

Additional Funding Sources

The College has been very successful in receiving grant monies to help leverage taxes received from Neosho County taxpayers. In FY 2016-2017, the Kansas Department of Commerce approved Jobs and Innovative Industry Skills Training (JIIST) funding for the Yates Center Welding Lab grant proposal in the amount of \$31,720 for welding equipment and the Court Reporting grant proposal in the amount of \$17,393 for stenographic equipment.

Request for Information

This discussion and analysis is designed to provide a general overview of Neosho County Community College's finances for all those with an interest in such matters. Questions concerning any of the information provided in this audit report or request for additional information should be addressed to the office of Chief Financial Officer, Neosho County Community College, 800 West 14th, Chanute, Kansas 66720.



Signed: _____

Title: President

JARRED, GILMORE & PHILLIPS, PA
CERTIFIED PUBLIC ACCOUNTANTS

INDEPENDENT AUDITORS' REPORT

Board of Trustees
Neosho County Community College
Chanute, Kansas

Report on the Financial Statements

We have audited the accompanying financial statements of Neosho County Community College, as of and for the year ended June 30, 2016, and the related notes to the financial statements, which collectively comprise Neosho County Community College's basic financial statements as listed in the table of contents.

Management's Responsibility for the Financial Statements

Management is responsible for the preparation and fair presentation of these financial statements in accordance with accounting principles generally accepted in the United States of America; this includes the design, implementation, and maintenance of internal control relevant to the preparation and fair presentation of financial statements that are free from material misstatement, whether due to fraud or error.

Auditors' Responsibility

Our responsibility is to express an opinion on the financial statements based on our audit. We conducted our audit in accordance with auditing standards generally accepted in the United States of America and the standards applicable to financial audits contained in *Government Auditing Standards*, issued by the Comptroller General of the United States. Those standards require that we plan and perform the audit to obtain reasonable assurance about whether the financial statements are free from material misstatement.

An audit involves performing procedures to obtain audit evidence about the amounts and disclosures in the financial statements. The procedures selected depend on the auditor's judgment, including the assessment of the risks of material misstatement of the financial statements, whether due to fraud or error. In making those risk assessments, the auditor considers internal control relevant to the College's preparation and fair presentation of the financial statements in order to design audit procedures that are appropriate in the circumstances, but not for the purpose of expressing an opinion on the effectiveness of the College's internal control. Accordingly, we express no such opinion. An audit also includes evaluating the appropriateness of accounting policies used and the reasonableness of significant accounting estimates made by management, as well as evaluating the overall presentation of the financial statements.

We believe that the audit evidence we have obtained is sufficient and appropriate to provide a basis for our audit opinion.

Opinion

In our opinion, the financial statements referred to above present fairly, in all material respects, the respective financial position of Neosho County Community College, as of June 30, 2016, and the respective changes in financial position and, where applicable, cash flows thereof for the year then ended in accordance with accounting principles generally accepted in the United States of America.

Other Matters

Required Supplementary Information

Accounting principles generally accepted in the United States of America require that the management's discussion and analysis on pages i-ix and schedule of funding progress on page 29 be presented to supplement the basic financial statements. Such information, although not a part of the basic financial statements, is required by the Governmental Accounting Standards Board, who considers it to be an essential part of financial reporting for placing the basic financial statements in an appropriate operational, economic, or historical context. We have applied certain limited procedures to the required supplementary information in accordance with auditing standards generally accepted in the United States of America, which consisted of inquiries of management about the methods of preparing the information and comparing the information for consistency with management's responses to our inquiries, the basic financial statements, and other knowledge we obtained during our audit of the basic financial statements. We do not express an opinion or provide any assurance on the information because the limited procedures do not provide us with sufficient evidence to express an opinion or provide any assurance.

Supplementary Information

Our audit was conducted for the purpose of forming an opinion on the financial statements that collectively comprise Neosho County Community College's basic financial statements. The supplementary information, as listed in the table of content as pages 30 to 42, are presented for purposes of additional analysis and are not a required part of the basic financial statements. The schedule of expenditures of federal awards is presented for purposes of additional analysis as required by Title 2 U.S. Code of Federal Regulations (CFR) Part 200, Uniform Administrative Requirements, Cost Principles, and Audit Requirements for Federal Awards, and is also not a required part of the basic financial statements.

The supplementary information and the schedule of expenditures of federal award are the responsibility of management and were derived from and relate directly to the underlying accounting and other records used to prepare the basic financial statements. Such information has been subjected to the auditing procedures applied in the audit of the basic financial statements and certain additional procedures, including comparing and reconciling such information directly to the underlying accounting and other records used to prepare the basic financial statements or to the basic financial statements themselves, and other additional procedures in accordance with auditing standards generally accepted in the United States of America. In our opinion, the supplementary information and the schedule of expenditures of federal awards are fairly stated in all material respects in relation to the basic financial statements as a whole.

The fiscal year ended June 30, 2015 actual column presented in the individual fund schedules of regulatory basis receipts and expenditures—actual and budget (Schedules 4 to 9 as listed in the table of contents) is also presented for comparative analysis and is not a required part of the June 30, 2016 basic financial statement upon which we rendered an unmodified opinion dated October 30, 2015. The June 30, 2015 basic financial statement and our accompanying report are not presented herein, but are available in electronic form from the web site of the Kansas Department of Administration at the following link <http://admin.ks.gov/offices/chief-financial-officer/municipal-services>. Such June 30, 2015 comparative information is the responsibility of management and was derived from and relates directly to the underlying accounting and other records used to prepare the June 30, 2015 basic financial statement. The June 30, 2015 comparative information was subjected to the auditing procedures applied in the audit of the June 30, 2015 basic financial statement and certain additional procedures, including comparing and reconciling such information directly to the underlying accounting and other records used to prepare the June 30, 2015 basic financial statement or to the June 30, 2015 basic financial statement itself, and other additional procedures in accordance with auditing standards generally accepted in the United States of America. In our opinion, the June 30, 2015 comparative information is fairly stated in all material respects in relation to the

June 30, 2015 basic financial statement as a whole, on the basis of accounting described in Note 2.

Other Reporting Required by Government Auditing Standards

In accordance with *Government Auditing Standards*, we have also issued our report dated January 27, 2017, on our consideration of Neosho County Community College's internal control over financial reporting and on our tests of its compliance with certain provisions of laws, regulations, contracts, and grant agreements and other matters. The purpose of that report is to describe the scope of our testing of internal control over financial reporting and compliance and the results of that testing, and not to provide an opinion on internal control over financial reporting or on compliance. That report is an integral part of an audit performed in accordance with *Government Auditing Standards* in considering Neosho County Community College's internal control over financial reporting and compliance.



JARRED, GILMORE & PHILLIPS, PA
Certified Public Accountants

Chanute, Kansas
January 27, 2017

NEOSHO COUNTY COMMUNITY COLLEGE

Chanute, Kansas

Statement of Net Position

June 30, 2016

	Primary Institution	Component Unit- Foundation
ASSETS		
Current Assets		
Cash and Cash Equivalents	\$ 8,351,852.19	\$ 309,090.55
Investments	-	2,603,253.21
Accounts Receivable	1,083,737.61	41,890.00
Inventories	599,465.22	-
Total Current Assets	10,035,055.02	2,954,233.76
Noncurrent Assets		
Bond Issuance Costs, net	77,280.02	-
Capital Assets, Net of Accumulated Depreciation	13,253,045.87	124,806.74
Total Noncurrent Assets	13,330,325.89	124,806.74
TOTAL ASSETS	\$ 23,365,380.91	\$ 3,079,040.50
LIABILITIES AND NET POSITION		
LIABILITIES		
Current Liabilities		
Accounts Payable	\$ 633,451.74	\$ 76,401.00
Deferred Revenue	443,115.00	-
Accrued Interest Expense	21,690.68	3,348.00
Deposits Held in Custody for Others	660,354.34	49,477.57
Total Current Liabilities	1,758,611.76	129,226.57
Noncurrent Liabilities		
Accrued Vacation	236,555.86	-
OPEB Obligations	389,167.00	-
Bond Premium	257,088.01	-
Notes Payable	-	140,220.12
Capital Leases Payable	9,970,000.00	-
Total Noncurrent Liabilities	10,852,810.87	140,220.12
TOTAL LIABILITIES	12,611,422.63	269,446.69
NET POSITION		
Invested in Capital Assets, Net of Related Debt	3,283,045.87	-
Restricted Net Position		
Restricted Net Position - Expendable	-	788,976.69
Restricted Net Position - Nonexpendable	-	1,469,047.77
Unrestricted Net Position	7,470,912.41	551,569.35
TOTAL NET POSITION	10,753,958.28	2,809,593.81
TOTAL LIABILITIES AND NET POSITION	\$ 23,365,380.91	\$ 3,079,040.50

The accompanying notes are an integral part
of the financial statements.

NEOSHO COUNTY COMMUNITY COLLEGE
Chanute, Kansas
Statement of Revenues, Expenses, and Changes in Net Position
For the Year Ended June 30, 2016

	Primary Institution	Component Unit- Foundation
REVENUES		
Operating Revenues		
Student Tuition and Fees, Net of Scholarship		
Discounts and Allowances of \$1,150,021.36	\$ 4,573,005.88	\$ -
Federal Grants and Contracts	1,430,448.16	-
State Grants and Contracts	1,138,354.93	-
Sales and Services of Auxiliary Enterprises	2,371,308.02	-
Other Operating Revenues	528,052.99	439,530.42
Total Operating Revenues	<u>10,041,169.98</u>	<u>439,530.42</u>
EXPENSES		
Educational and General		
Instruction	5,471,595.25	-
Public Service	4,728.60	-
Academic Support	742,690.96	-
Student Services	3,365,794.53	-
Institutional Support	3,850,200.74	293,807.34
Operation and Maintenance	1,128,803.79	-
Scholarships and Awards	1,826,569.33	79,547.00
Auxiliary Enterprises	1,701,412.58	-
Depreciation Expense	869,475.40	217,512.93
Total Operating Expenses	<u>18,961,271.18</u>	<u>590,867.27</u>
Operating Income (Loss)	<u>(8,920,101.20)</u>	<u>(151,336.85)</u>
Nonoperating Revenues (Expenses)		
State Appropriations	2,861,445.00	-
Federal Pell Grants	2,445,734.00	-
County Appropriations	4,662,925.83	-
Gifts	-	326,597.64
Investment Income	10,848.86	(28,287.24)
Debt Service	(180,644.16)	(175,349.72)
Gain (Loss) on Sale of Assets	12,922.11	(2,159,870.02)
Net Nonoperating Revenues (Expenses)	<u>9,813,231.64</u>	<u>(2,036,909.34)</u>
Increase (Decrease) in Net Position	893,130.44	(2,188,246.19)
Net Position - Beginning of Year	<u>9,860,827.84</u>	<u>4,997,840.00</u>
Net Position - End of Year	<u>\$ 10,753,958.28</u>	<u>\$ 2,809,593.81</u>

The accompanying notes are an integral part
of the financial statements.

NEOSHO COUNTY COMMUNITY COLLEGE

Chanute, Kansas

Statement of Cash Flows

For the Year Ended June 30, 2016

	Primary Institution	Component Unit- Foundation
RECONCILIATION OF OPERATING INCOME (LOSS) TO NET CASH USED BY OPERATING ACTIVITIES		
Operating Income (Loss)	\$ (8,920,101.20)	\$ (151,336.85)
Adjustments to Reconcile Change in Net Position to Net Cash Used in Operating Activities:		
Depreciation Expense	869,475.40	217,512.93
Bond Amortization	(17,852.14)	53,334.39
Donation of Capital Assets	(34,183.00)	-
(Increase) Decrease in Receivables	(278,308.06)	-
(Increase) Decrease in Inventory	140,164.04	-
Increase (Decrease) in Accounts Payable	66,396.39	(36,778.00)
Increase (Decrease) in Deferred Revenue	129,028.81	-
Increase (Decrease) in Compensated Absences	20,309.27	-
Increase (Decrease) in OPEB Obligations	62,314.00	-
Increase (Decrease) in Deposits Held for Others	(392,570.48)	37,040.94
Net cash provided by (used in) operating activities	\$ (8,355,326.97)	\$ 119,773.41
 Supplementary Information:		
Non Cash Contributions - Management and General	\$ -	\$ 113,688.07
Non Cash Contributions - Capital Assets	34,183.00	8,020.00
Cash Paid for Interest	186,343.98	204,302.27

The accompanying notes are an integral part
of the financial statements.

NEOSHO COUNTY COMMUNITY COLLEGE
Chanute, Kansas

Notes to the Financial Statements
For the Year Ended June 30, 2016

1. NATURE OF ACTIVITIES

The financial statements of Neosho County Community College, Chanute, Kansas, have been prepared in accordance with accounting principles generally accepted in the United States of America. The Governmental Accounting Standards Board is the principal standard-setting body for establishing governmental accounting and financial reporting principles. The more significant of the College's accounting policies follow.

Reporting Entity

The financial reporting entity consists of the primary government, organizations for which the primary government is financially accountable and other organizations for which the nature and significance of their relationship with the primary government are such that exclusion could cause the financial statements to be misleading or incomplete.

Component Units

The component unit section of the financial statements includes the financial data of the discretely presented component unit, the Neosho County Community College Foundation. The component unit is reported separately to emphasize that it is legally separate from the College. The economic resources received or held by the component unit are held almost entirely for the direct benefit of the College. The Neosho County Community College Foundation was formed to promote and foster the educational purposes of the College, and to create a fund to be used for any program, project or enterprise undertaken in the interest of the College. The Foundation acts largely as a fund raising organization, soliciting, receiving, managing and disbursing contributions on behalf of the College. Most of the contributions received are designated by the donors to be used for specific purposes or by specific departments. In these instances, the Foundation serves essentially as a conduit. Contributions that are not designated are used where the need is considered greatest, as determined by the Foundation board of directors. The Foundation can sue and be sued, and can buy, sell, or lease real property. The Foundation's financial statements should be included with the College's financial statements. Separate audited financial statements are prepared and are available at the Foundation, and can be requested from the College's controller. The Foundation is considered a component unit.

The College's component unit is a private not-for-profit organization that reports under FASB standards. As such, certain revenue recognition criteria and presentation features are different from GASB revenue recognition criteria and presentation features. No modifications have been made to the component unit's financial information in the College's financial report for these differences. The component unit's financial data has, however, been aggregated into like categories for presentation purposes.

2. SUMMARY OF SIGNIFICANT ACCOUNTING POLICIES

Basis of Accounting

For financial reporting purposes, the College is considered a special-purpose government engaged only in business-type activities. Accordingly, the College's financial statements have been prepared using the economic resources measurement focus and the accrual basis of accounting. Under the accrual basis, revenues are recognized when earned, and expenses are recorded when an obligation has been incurred. All significant intra-agency transactions have been eliminated.

2. SUMMARY OF SIGNIFICANT ACCOUNTING POLICIES (Continued)

Cash and Cash Equivalents

For purposes of the statement of cash flows, the College considers all highly liquid investments including certificates of deposit to be cash equivalents.

Investments

The College accounts for its investments at fair value. Changes in unrealized gain (loss) on the carrying value of investments are reported as a component of investment income in the statement of revenues, expenses, and changes in net position.

Accounts Receivable and Deferred Revenue

Accounts receivable consist of tuition and fee charges to students and auxiliary enterprise services provided to students, faculty and staff, the majority of each residing in the State of Kansas. Accounts receivable also includes amounts due from the Federal government, state and local governments, or private sources, in connection with reimbursement of allowable expenditures made pursuant to the College's grant and contracts. Accounts receivable also include taxes in process of collection for property taxes assessed and collected for the calendar year ending December 31, 2015.

In accordance with governing state statutes, property taxes levied during the current year are a revenue source to be used to finance the budget of the ensuing year. Taxes are assessed on a calendar year basis and become a lien on the property on November 1st of each year. The County Treasurer is the tax collection agent for all taxing entities within the County. Property owners have the option of paying one-half or the full amount of the taxes levied on or before December 14th during the year levied with the balance to be paid on or before May 10th of the ensuing year. State statutes prohibit the County Treasurer from distributing taxes collected in the year levied prior to January 1st of the ensuing year.

Consequently, for revenue recognition purposes, taxes levied during the current year are not due and receivable until the ensuing year. Property taxes levied in November 2015 are recorded as taxes receivable. Approximately 10% of these taxes are normally distributed after June 30, 2016, and are presented as accounts receivable—taxes in process and deferred revenue to indicate that they are not appropriable. It is not practicable to apportion delinquent taxes held by the County Treasurer at the end of the year and, further, the amounts thereof are not material in relationship to the financial statements taken as a whole.

Inventories

Inventories consist of books and supplies held for resale in the bookstore and are valued at cost, using the first-in, first-out method (FIFO).

Noncurrent Cash and Cash Equivalents

Cash and cash equivalents that are externally restricted to make debt service payments, maintain sinking or reserve funds, or to purchase or construct capital or other noncurrent assets, are classified as noncurrent assets in the statement of net position.

Capital Assets

Capital assets include land, buildings, furniture, equipment, and vehicles. Capital assets are defined as assets with an initial individual cost of more than \$1,000.00 and an estimated useful life of more than one year. Such assets are recorded at historical cost or estimated historical cost. Donated fixed assets are recorded at estimated fair value at the date of donation. The cost of normal maintenance and repairs that do not add to the value of the assets or materially extend the life of the asset are not capitalized. Major additions and improvements are capitalized. The College capitalizes interest on the construction of capital assets when material.

2. SUMMARY OF SIGNIFICANT ACCOUNTING POLICIES (Continued)

Capital Assets (Continued)

The College's capital assets are depreciated using the straight line method over the estimated useful lives of the assets. Estimated useful lives are as follows:

Buildings	35 Years
Building Improvements	20 Years
Furniture	10 Years
Vehicles	5-7 Years
Equipment, including computers	3-7 Years

Compensated Absences

Employee vacation pay is accrued at year-end for financial statement purposes. The liability and expense incurred are recorded at year-end as accrued vacation payable in the statement of net position, and a component of compensation and benefit expense in the statement of revenues, expenses, and changes in net position.

Noncurrent Liabilities

Noncurrent liabilities include (1) principal amounts of revenue bonds payable, notes payable, and capital lease obligations with contractual maturities greater than one year; (2) estimated amounts for accrued compensated absences and other liabilities that will not be paid within the next fiscal year; or (3) other liabilities that although payable within one year, are to be paid from funds that are classified as noncurrent assets.

Net position

The College's net position are classified as follows:

Invested in Capital Assets, Net of Related Debt: This represents the College's total investment in capital assets, net of accumulated depreciation, and outstanding debt obligations related to those capital assets. To the extent debt has been incurred but not yet expended for capital assets, such amounts are not included as a component of investment in capital assets, net of related debt.

Restricted Net Position – Expendable: Restricted expendable net position include resources in which the College is legally or contractually obligated to spend resources in accordance with restrictions imposed by external third parties.

Restricted Net Position – Nonexpendable: Nonexpendable restricted net position consist of endowment and similar type funds in which donors or other outside sources have stipulated, as a condition of the gift instrument, that the principal is to be maintained inviolate and in perpetuity, and invested for the purpose of producing present and future income, which may either be expended or added to principal.

Unrestricted Net Position: Unrestricted net position represent resources derived from student tuition and fees, state appropriations and sales and services of educational departments and auxiliary enterprises. These resources are used at the discretion of the governing board to meet current expenses for any purpose. These resources also include auxiliary enterprises, which are substantially self-supporting activities that provide services for students, faculty, and staff.

When an expense is incurred that can be paid using either restricted or unrestricted resources, the College's policy is to first apply the expense towards unrestricted resources, and then towards restricted resources.

2. **SUMMARY OF SIGNIFICANT ACCOUNTING POLICIES** (Continued)

Income Taxes

The College, as a political subdivision of the State of Kansas, is excluded from Federal income taxes under Section 115(1) of the Internal Revenue Code, as amended. The Endowment Association is exempt from income taxes under Section 501(c)(3) of the Internal Revenue Code.

Classification of Revenues

The College has classified its revenues as either operating or nonoperating revenues according to the following criteria:

Operating revenues: Operating revenues include activities that have the characteristics of exchange transactions, such as (1) student tuition and fees, net of scholarship discounts and allowances, (2) sales of services of auxiliary enterprises, net of scholarship discounts and allowances, and (3) most Federal, state and local grants and contracts, and Federal appropriations.

Nonoperating revenues: Nonoperating revenues include activities that have the characteristics of nonexchange transactions, such as gifts and contributions, and other revenue sources that are defined as nonoperating revenues by GASB No. 9, *Reporting Cash Flows of Proprietary and Nonexpendable Trust Funds and Government Entities that use Proprietary Fund Accounting*, and GASB No. 34, such as state appropriations and investment income.

Scholarship Discounts and Allowances

Student tuition and fee revenues, and certain other revenues from students, are reported net of scholarship discounts and allowances in the statements of revenues, expenses, and changes in net position. Scholarship discounts and allowances are the difference between the stated charge and the goods and services provided by the College, and the amount that is paid by students and/or third parties making payments on the students' behalf. Certain governmental grants, such as Pell grants, and other Federal, state or nongovernmental programs, are recorded as either operating or nonoperating revenues in the College's financial statements. To the extent that revenues from such programs are used to satisfy tuition and fees and other student charges, the College has recorded a scholarship discount and allowance.

Accounting Estimates

The preparation of financial statements in conformity with accounting principles generally accepted in the United States of America requires management to make estimates and assumptions that affect the reported amounts of assets and liabilities at the date of the financial statements and the reported amounts of revenues and expenses during the reporting period. Actual results could differ from those estimates.

Pension Plan

Substantially all full-time College employees are members of the State of Kansas Public Employees Retirement System which is a multi-employer state-wide pension plan. The College's policy is the State of Kansas will fund all pension costs accrued; such costs to be funded are actuarially determined annually by the State.

2. SUMMARY OF SIGNIFICANT ACCOUNTING POLICIES (Continued)

Budgetary Information

Kansas statutes require that an annual operating budget be legally adopted for current funds - unrestricted and plant funds (unless specifically exempted by statute). Although directory rather than mandatory, the statutes provide for the following sequence and timetable in the adoption of the legal annual operating budget:

1. Preparation of the budget for the succeeding fiscal year on or before August 1st.
2. Publication in local newspaper of the proposed budget and notice of public hearing on the budget on or before August 5th.
3. Public hearing on or before August 15th, but at least ten days after publication of notice of hearing.
4. Adoption of the final budget on or before August 25th.

The statutes allow for the governing body to increase the originally adopted budget for previously unbudgeted increases in revenue other than ad valorem property taxes. To do this, a notice of public hearing to amend the budget must be published in the local newspaper. At least ten days after publication the hearing may be held and the governing body may amend the budget at that time. There were no such budget amendments.

The statutes permit transferring budgeted amounts between line items within an individual fund. However, such statutes prohibit expenditures in excess of the total amount of the adopted budget of expenditures of individual funds.

All legal annual operating budgets are prepared using the regulatory basis of accounting, in which revenues are recognized when cash is received and expenditures include disbursements, accounts payable, and encumbrances, with disbursements being adjusted for prior year's accounts payable and encumbrances. Encumbrances are commitments by the municipality for future payments and are supported by a document evidencing the commitment, such as a purchase order or contract. Any unused budgeted expenditure authority lapses at year end.

A legal operating budget is not required for Current Funds - Restricted and Agency Funds.

Spending in funds which are not subject to the legal annual operating budget requirement is controlled by federal regulations, other statutes, or by the use of internal spending limits established by the governing body.

3. STEWARDSHIP, COMPLIANCE, AND ACCOUNTABILITY

Compliance with Kansas Statutes

Supplementary Schedules 4 to 9 have been prepared in order to show compliance with the cash basis and budget laws of Kansas. Based upon these schedules, the College was in apparent compliance with Kansas cash basis and budget laws.

4. **DEPOSITS**

Primary Institution:

K.S.A 9-1401 establishes the depositories which may be used by the College. The statute requires banks eligible to hold the College's funds have a main branch or branch bank in the county in which the College is located and the bank provide an acceptable rate of return on funds. In addition, K.S.A. 9-1402 requires the banks to pledge securities for deposits in excess of FDIC coverage. The College has no other policies that would further limit interest rate risk.

K.S.A 12-1675 limits the College's investment of idle funds to time deposits, open accounts, and certificates of deposit with allowable financial institutions; U.S. Government securities; temporary notes; no-fund warrants; repurchase agreements; and the Kansas Municipal Investment Pool. The College has no investment policy that would further limit its investment choices.

Concentration of credit risk. State statutes place no limit on the amount the Government may invest in any one issuer as long as the investments are adequately secured under K.S.A. 9-1402 and 9-1405.

Custodial credit risk – deposits. Custodial credit risk is the risk that in the event of a bank failure, the College's deposits may not be returned to it. State statutes require the College's deposits in financial institutions to be entirely covered by federal depository insurance or by collateral held under a joint custody receipt issued by a bank within the State of Kansas, the Federal Reserve Bank of Kansas City, or the Federal Home Loan Bank of Topeka. All deposits were legally secured at June 30, 2016.

At year-end, the College's carrying amount of the deposits was \$8,350,252.19 and the bank balance was \$9,360,387.74. The bank balance was held by six institutions resulting in a concentration of credit risk. Of the bank balance, \$1,415,522.98, was covered by FDIC insurance and \$7,944,864.76, was collateralized with pledged securities held by the pledging financial institutions' agents in the College's name.

Component Unit:

At year-end, the carrying amount of the Foundation's deposits, including certificates of deposit were \$309,090.55. The bank balances were \$377,136.15. The bank balance was held by seven banks and one investment company resulting in a concentration of credit risk. Of the bank balances, \$338,232.21 was covered by FDIC insurance and the remaining \$38,903.94 was covered with SIPC insurance.

5. **INVESTMENTS**

Component Unit:

Investment Policy

The Primary objective of the Foundation's investment policy is to provide for long-term growth of principal and income within reasonable risk on continuing and consistent basis. Emphasis shall be on maintaining growth of assets, net of inflation and fees. Over a period of time, the minimum goal for the total return of the fund should be the current rate of inflation plus 3 to 7%.

The investment objective requires a disciplined and consistent management philosophy. The objectives do not call for a philosophy which represents extreme positions or opportunistic styles. The portfolio shall be diversified with both fixed income and equity holdings. The purpose of such diversification is to provide reasonable assurance that not one single security or class of securities will have a disproportionate impact of the total portfolio.

Investments are made under the direction of the Board of Directors. Equity investments and other investments are recorded at fair values subject to comments on Investments under the summary of accounting policies.

Investments at June 30, 2016, are comprised of the following:

	<u>FAIR VALUE</u>
Mutual Funds	\$ 2,135,685.53
Unit Trusts	286,943.94
Certificates of Deposit	<u>180,623.74</u>
Total Investments	<u>\$ 2,603,253.21</u>

6. **FAIR VALUE MEASUREMENTS**

Component Unit:

The framework for measuring fair value provides a fair value hierarchy that prioritizes the inputs to valuation techniques used to measure fair value. The hierarchy gives the highest priority to unadjusted quoted prices in active markets for identical assets or liabilities (level 1) and the lowest priority to unobservable inputs (level 3). The three levels of the fair value hierarchy under FASB ASC 820 are described as follows:

- Level 1. Inputs to the valuation methodology are unadjusted quoted prices for identical assets or liabilities in active markets that the Foundation has the ability to access.

6. FAIR VALUE MEASUREMENTS (Continued)

Level 2. Inputs to the valuation methodology include:

- quoted prices for similar assets or liabilities in active markets;
- quoted prices for identical or similar assets or liabilities in inactive markets;
- inputs other than quoted prices that are observable for the asset or liability;
- inputs that are derived principally from or corroborated by observable market data by correlation or other means.
- If the asset or liability has a specified (contractual) term, the level 2 input must be observable for substantially the full term of the asset or liability.

Level 3. Inputs to the valuation methodology are unobservable and significant to the fair value measurement.

The asset or liability's fair value measurement level within the fair value hierarchy is based on the lowest level of any input that is significant to the fair value measurement. Valuation techniques used need to maximize the use of observable inputs and minimize the use of unobservable inputs.

Following is a description of the valuation methodologies used for assets measured at fair value. There have been no changes in the methodologies used at June 30, 2016.

Mutual funds: Valued at the daily closing price as reported by the fund. Mutual funds held by the Foundation are open-end mutual funds that are registered with the SEC. These funds are required to publish their daily net asset value (NAV) and to transact at that price. The mutual funds held by the Foundation are deemed to be actively traded.

Unit Trust Fund: Valued at the NAV of units of a bank collective trust. The NAV, as provided by the trustee, is used as a practical expedient to estimate fair value. The NAV is based on the fair value of the underlying investments held by the fund less its liabilities. This practical expedient is not used when it is determined to be probable that the fund will sell the investment for an amount different than the reported NAV. Participant transactions (purchased and sales) may occur daily. Were the Foundation to initiate a full redemption of the unit trust, the investment adviser reserves the right to temporarily delay withdrawal from the trust in order to ensure that securities liquidations will be carried out in an orderly business manner.

Certificates of Deposit: The certificates bear interest between 1.14% and 3.41 % and have maturities over twelve months, with penalty for early withdrawal. Any penalties for early withdrawal would not have a material effect on the financial statements. At year end, cost approximates fair value.

	June 30, 2016			
	Level 1	Level 2	Level 3	Total
Mutual Funds	\$2,135,685.53	\$ - -	\$ - -	\$ 2,135,685.53
Unit Trusts	- -	286,943.94	- -	286,943.94
Certificates of Deposit	- -	180,623.74	- -	180,623.74
Totals	<u>\$2,135,685.53</u>	<u>\$ 467,567.68</u>	<u>\$ - -</u>	<u>\$ 2,603,253.21</u>

There were no significant transfers between level 1 and level 2 investments.

7. ACCOUNTS RECEIVABLE

Accounts receivable at June 30, 2016, consisted of the amounts due under the following programs:

	<u>Primary Institution</u>
Current:	
Federal Grants	\$ 162,744.22
State Grants	46,983.77
Taxes in Process	443,115.00
Local	76,401.00
Student Accounts	<u>354,493.62</u>
 Total Accounts Receivable	 <u>\$1,083,737.61</u>

All receivables are considered collectible at June 30, 2016. The College has elected to record bad debts using the direct write off method. Generally accepted accounting principles require that the allowance method be used to recognize bad debts. However, the effect, if using the direct write-off method, is not materially different from the results that would have been obtained under the allowance method.

8. INVENTORIES

Inventories consisted of the following at June 30, 2016:

College Bookstore	
Rental and Consumable Textbooks	\$ 570,508.99
Garments	17,891.60
Other Supplies	<u>11,064.63</u>
 Total Inventories	 <u>\$ 599,465.22</u>

9. UNCONDITIONAL PROMISES TO GIVE

Component Unit:

Unconditional promises to give at June 30, 2016, consist of the following:

Baseball Turf:	
Due within one year	\$ 6,400.00
Due within next five years	15,490.00
Estate:	
Due within one year	<u>20,000.00</u>
 Total	 <u>\$ 41,890.00</u>

Amounts are shown net of an allowance for uncollectible pledges of \$11,940.00.

10. CAPITAL ASSETS

Following are the changes in capital assets for the year ended June 30, 2016:

Primary Institution:

	Balance 06/30/2015	Additions	Retirements	Balance 06/30/2016
Other Capital Assets				
Construction in Progress	\$ -	\$ 232,867.79	\$ -	\$ 232,867.79
Buildings and Improvements	11,176,240.36	48,090.96	-	11,224,331.32
Buildings and Improvements Under Capital Lease	4,715,282.42	4,537,193.63	-	9,252,476.05
Equipment	4,234,734.38	362,809.92	(226,855.42)	4,370,688.88
Total Other Capital Assets	<u>20,126,257.16</u>	<u>5,180,962.30</u>	<u>(226,855.42)</u>	<u>25,080,364.04</u>
Accumulated Depreciation				
Buildings and Improvements	6,012,026.90	408,513.33	-	6,420,540.23
Buildings and Improvements Under Capital Lease	1,768,230.91	117,882.06	-	1,886,112.97
Equipment	3,403,819.74	343,080.01	(226,234.78)	3,520,664.97
Total Accumulated Depreciation	<u>11,184,077.55</u>	<u>869,475.40</u>	<u>(226,234.78)</u>	<u>11,827,318.17</u>
Net Capital Assets	<u>\$ 8,942,179.61</u>	<u>\$ 4,311,486.90</u>	<u>\$ (620.64)</u>	<u>\$ 13,253,045.87</u>

Component Unit:

	Balance 06/30/2015	Additions	Retirements	Balance 06/30/2016
Capital Assets not being depreciated				
Land	\$ -	\$ 8,020.00	\$ -	\$ 8,020.00
Other Capital Assets				
Buildings and Property	7,559,835.36	-	(7,248,404.06)	311,431.30
Equipment	4,009.00	-	-	4,009.00
Total Other Capital Assets	<u>7,563,844.36</u>	<u>8,020.00</u>	<u>(7,248,404.06)</u>	<u>323,460.30</u>
Accumulated Depreciation				
Buildings and Property	862,843.37	217,512.93	(885,711.74)	194,644.56
Equipment	4,009.00	-	-	4,009.00
Total Accumulated Depreciation	<u>866,852.37</u>	<u>217,512.93</u>	<u>(885,711.74)</u>	<u>198,653.56</u>
Net Capital Assets	<u>\$ 6,696,991.99</u>	<u>\$ (209,492.93)</u>	<u>\$ (6,362,692.32)</u>	<u>\$ 124,806.74</u>

11. LONG-TERM DEBT

Component Unit:

Long-term debt of the Foundation consists of the following as of June 30, 2016:

The Foundation has entered into an agreement dated April 20, 2010 with Bank of Commerce for the purchase of Baseball field artificial turf. Originally for \$309,000.00, requiring annual payments of \$40,504.19, including annual interest at 5.25% per annum (adjusted yearly), with a scheduled maturity in April 1, 2020. This note is unsecured with a covenant to keep investments in its portfolio in an amount not less than the unpaid balance.

\$ 140,220.12

Total Long-Term Debt

\$ 140,220.12

The following is a summary of changes in long-term debt for the fiscal year ended June 30, 2016:

Obligations:	<u>PRINCIPAL JUNE 30, 2015</u>	<u>PRINCIPAL RECEIVED (PAID)</u>	<u>PRINCIPAL JUNE 30, 2016</u>	<u>INTEREST PAID</u>
Revenue Bonds –				
Series 2010	\$ 4,320,000.00	\$ (4,320,000.00)	\$ - -	\$ 195,374.58
Baseball Turf	<u>170,518.43</u>	<u>(30,298.31)</u>	<u>140,220.12</u>	<u>8,927.69</u>
	<u>\$ 4,490,518.43</u>	<u>\$ (4,350,298.31)</u>	<u>\$ 140,220.12</u>	<u>\$ 204,302.27</u>

The principal and interest requirements for the next five years and thereafter are as follows:

<u>FISCAL YEAR JUNE 30,</u>	<u>PRINCIPAL</u>	<u>INTEREST</u>	<u>TOTAL</u>
2017	\$ 32,004.44	\$ 7,361.56	\$ 39,366.00
2018	33,684.68	5,681.32	39,366.00
2019	35,453.12	3,912.88	39,366.00
2020	<u>39,077.88</u>	<u>2,051.59</u>	<u>41,129.47</u>
	<u>\$ 140,220.12</u>	<u>\$ 19,007.35</u>	<u>\$ 159,227.47</u>

12. CAPITAL LEASES

The College entered into a capital lease/certificate of participation with Security Bank of Kansas City, dated April 15, 2015; requiring semi-annual interest only payments until May 15, 2018, then annual principal payments and semi-annual interest payments of between 2% and 4% through May 15, 2030, secured by dormitory and said revenues.

<u>Capital Lease – Dorms and Improvements</u>	
Debt requirements are as follows:	
<u>June 30,</u>	
2017	\$ 165,231.26
2018	475,231.26
2019	524,031.26
2020	521,731.26
2021	525,631.26
2022-2026	2,618,456.30
2027-2030	<u>2,079,900.00</u>
Total Net Minimum Lease Payments	6,910,212.60
Less: Imputed Interest	<u>(1,475,212.60)</u>
Net Present Value of Capital Lease	<u>5,435,000.00</u>
Less: Current Maturities	<u>(0.00)</u>
Long-Term Capital Lease Obligations	<u>\$ 5,435,000.00</u>

The College entered into a capital lease/certificate of participation with Security Bank of Kansas City, dated June 30, 2016; requiring annual principal payments and semi-annual interest payments of between 2% and 3% through April 15, 2030, secured by real property located in Ottawa, Kansas.

<u>Capital Lease – Ottawa Campus</u>	
Debt requirements are as follows:	
<u>June 30,</u>	
2017	\$ 240,648.18
2018	407,918.76
2019	407,118.76
2020	406,218.76
2021	407,218.76
2022-2026	2,017,093.80
2027-2030	<u>1,620,606.28</u>
Total Net Minimum Lease Payments	5,506,823.30
Less: Imputed Interest	<u>(971,823.30)</u>
Net Present Value of Capital Lease	<u>4,535,000.00</u>
Less: Current Maturities	<u>(145,000.00)</u>
Long-Term Capital Lease Obligations	<u>\$ 4,390,000.00</u>

13. OPERATING LEASES

The College has entered into a number of operating leases for space, vehicles and office equipment. Total rent expense paid under the current operating leases was \$434,913.07 for the year ended June 30, 2016. Future minimum rental payments due under the operating leases are as follows:

FISCAL YEAR <u>JUNE 30,</u>	<u>TOTAL</u>
2017	\$ 23,860.32
2018	23,860.32
2019	23,860.32
2020	20,707.74

Related Party Operating Lease

The Foundation has entered into a lease agreement with Neosho County Community College for the lease of a facility the Foundation owns. The operating lease is a 20 year lease requiring annual payments sufficient to cover debt payments and any additional cost of construction associated with the facility. Amounts collected in fiscal year ended June 30, 2016, was \$405,374.58. During the fiscal year ended June 30, 2016 the College absorbed the debt associated with the facility, therefore, there are no future lease payments.

14. RESTRICTED NET POSITION - EXPENDABLE

Component Unit:

Restricted Net Position – Expendable consist of donations received and are restricted to use and are presented as follows:

Mary Lee Johnson – Donor use restrictions	\$ 155,512.52
Bethel Evangelical Lutheran Church – Donor use restrictions	6,500.00
Title III Grant and Match – 50% of interest only for 20 years (expires 06/2030)	<u>626,964.17</u>
Total Temporarily Restricted Net Assets	<u>\$ 788,976.69</u>

15. NET POSITION - NONEXPENDABLE

Component Unit:

On June 30, 2016 the Foundation Endowments are summarized in the following table:

	<u>Nonexpendable</u>
Donor-Restricted Endowment Funds	\$ 1,469,047.77
Board-Designated Endowment Funds	-
Total Funds	<u>\$ 1,469,047.77</u>

Changes in endowments as of June 30, 2016 are as follows:

	<u>Nonexpendable</u>
Endowment Net position, Beginning of Year	\$ 1,468,047.77
Contributions	1,000.00
Endowment Net position, End of Year	<u>\$ 1,469,047.77</u>

All endowment funds are considered to be nonexpendable. Therefore the spending policy does not allow for distribution of these funds. Investment income from these funds is considered to be unrestricted unless otherwise designated.

16. **OTHER POST EMPLOYMENT BENEFITS**

Description of Pension Plan

The College participates in a cost-sharing multiple-employer pension plan (Pension Plan), as defined in Governmental Accounting Standards Board Statement No. 67, *Financial Reporting for Pension Plans*. The Pension Plan is administered by the Kansas Public Employees Retirement System (KPERS), a body corporate and an instrumentality of the State of Kansas. KPERS provides benefit provisions to the following statewide pension groups under one plan, as provided by K.S.A. 74, article 49:

- Public employees, which includes:
- State/School employees
- Local employees
- Police and Firemen
- Judges

Substantially all public employees in Kansas are covered by the Pension Plan. Participation by local political subdivisions is optional, but irrevocable once elected. Those employees participating in the Pension Plan for the College are included in the State/School employee group.

KPERS issues a stand-alone comprehensive annual financial report, which is available on the KPERS website at www.kpers.org.

Special Funding Situation

The employer contributions for the College, as defined in K.S.A. 74-4931 (2) and (3), are made by the State of Kansas on behalf of the College. Therefore, the College is considered to be in a special funding situation as defined by GASB Statement No. 68. Accordingly, the State is required to recognize its proportionate share of the net pension liability, deferred outflows of resources, deferred inflows of resources and expense for the pension plan attributable to the College. The College records revenue and pension expense in an amount equal to the expense recognized by the State on behalf of the College.

Benefits

Benefits are established by statute and may only be changed by the General Assembly. Members with ten or more years of credited service, may retire as early as age 55, with an actuarially reduced monthly benefit. Normal retirement is at age 65, age 62 with ten years of credited service, or whenever a member's combined age and years of service equal 85.

Monthly retirement benefits are based on a statutory formula that includes final average salary and years of service. When ending employment, members may withdraw their contributions from their individual accounts, including interest. Members who withdraw their accumulated contributions lose all rights and privileges of membership. For all pension coverage groups, the accumulated contributions and interest are deposited into and disbursed from the membership accumulated reserve fund as established by K.S.A. 74-4922.

Members choose one of seven payment options for their monthly retirement benefits. At retirement a member may receive a lump-sum payment of up to 50% of the actuarial present value of the member's lifetime benefit. His or her monthly retirement benefit is then permanently reduced based on the amount of the lump sum. Benefit increases, including ad hoc post-retirement benefit increases, must be passed into law by the Kansas Legislature. Benefit increases are under the authority of the Legislature and the Governor of the State of Kansas. For all pension coverage groups, the retirement benefits are disbursed from the retirement benefit payment reserve fund as established by K.S.A. 74-4922.

16. OTHER POST EMPLOYMENT BENEFITS (Continued)

Contributions

Member contributions are established by state law, and are paid by the employee according to the provisions of Section 414(h) of the Internal Revenue Code. State law provides that the employer contribution rates are determined based on the results of an annual actuarial valuation. The contributions and assets of all groups are deposited in the Kansas Public Employees Retirement Fund established by K.S.A. 74-4921. All of the retirement systems are funded on an actuarial reserve basis.

For fiscal years beginning in 1995, Kansas legislation established statutory limits on increases in contribution rates for KPERS employers. Annual increases in the employer contribution rates related to subsequent benefit enhancements are not subject to these limitations. The statutory cap increase over the prior year contribution rate is 1.0% of total payroll for the fiscal year ended June 30, 2015.

The actuarially determined employer contribution rates and the statutory contribution rates for school employees are 15.41 % and 11.27%, respectively. KPERS has multiple benefit structures and contribution rates depending on whether the employee is a KPERS 1, KPERS 2 or KPERS 3 member. KPERS 1 members are active and contributing members hired before July 1, 2009. KPERS 2 members were first employed in a covered position on or after July 1, 2009 and KPERS 3 members were first employed in a covered position on or after January 1, 2015. Effective January 1, 2015, Kansas law established the KPERS member-employee contribution rate of 6% of covered salary for KPERS 1, KPERS 2 and KPERS 3 members.

Employer and Nonemployer Allocations

Although KPERS administers one cost-sharing multiple-employer defined benefit pension plan, separate (sub) actuarial valuations are prepared to determine the actuarial determined contribution rate by group. Following this method, the measurement of the collective net pension liability, deferred outflows of resources, deferred inflows of resources, and pension expense are determined separately for each of the following groups of the plan:

- State/School
- Local
- Police and Firemen
- Judges

To facilitate the separate (sub) actuarial valuations, KPERS maintains separate accounts to identify additions, deductions, and fiduciary net position applicable to each group. The allocation percentages presented for each group in the schedule of employer and nonemployer allocations are applied to amounts presented in the schedules of pension amounts by employer and nonemployer.

The individual employer allocation percentages for the pension amounts were based on the ratio of the employer and nonemployer contributions for the individual employer in relation to the total of all employer and nonemployer contributions of the group.

At June 30, 2015, the proportion recognized by the State of Kansas on behalf of the College was .1610%, which was an decrease of .0005% from the proportion measured at June 30, 2014.

16. OTHER POST EMPLOYMENT BENEFITS (Continued)

Net Pension Liability

At June 30, 2015 and 2014, the proportionate share of the net pension liability recognized by the State of Kansas that was attributable to the College was \$10,913,526.00 and \$10,317,965.00, respectively.

Actuarial Assumptions

The total pension liability was determined by an actuarial valuation as of December 31, 2014, which was rolled forward to June 30, 2015, using the following actuarial assumptions:

Price inflation	3.00%
Wage inflation	4.00%
Salary increases, including wage increases	4.00 to 16.00%, including inflation
Long-term rate of return, net of investment expense, and including price inflation	8.00%

Mortality rates were based on the RP-2000 Healthy Annuitant Mortality Table for Males and Females, with adjustments to better match actual experience. Separate tables apply for males and females as well as each group (State, School, Local, KP&F and Judges).

The actuarial assumptions used in the December 31, 2014 valuation were based on the results of an actuarial experience study conducted for three years ending December 31, 2012.

The long-term expected rate of return of pension plan investments was determined using a building-block method in which best-estimate ranges of expected future real rates of return (expected returns, net of pension plan investment expense and inflation) are developed for each major asset class. These ranges are combined to produce the long-term expected rate of return by weighting the expected future real rates of return by the target asset allocation percentage and by adding expected inflation. Best estimates of arithmetic real rates of return for each major asset class included in the pension plan's target asset allocation as of June 30, 2015 are summarized in the following table:

Asset Class	Long-Term Target Allocation	Long-Term Expected Real Rate of Return
Global equity	47.00%	6.30%
Fixed income	13.00	0.80
Yield driven	8.00	4.20
Real return	11.00	1.70
Real estate	11.00	5.40
Alternatives	8.00	9.40
Short-term investments	2.00	(0.50)
Total	100.00%	

16. OTHER POST EMPLOYMENT BENEFITS (Continued)

Discount Rate: The discount rate used to measure the total pension liability was 8.00%. The projection of cash flows used to determine the discount rate assumed that contributions from plan members will be made at the current contribution rate and that contributions from school districts will be made at contractually required rates, actuarially determined. Based on those assumptions, the pension plan's fiduciary net position was projected to be available to make all projected future benefit payments of current plan members. Therefore, the long-term expected rate of return on pension plan investments was applied to all periods of projected benefit payments to determine the total pension liability.

Revenue and Pension Expense Recorded by the College: For the year ended June 30, 2016, the College recognized revenue and pension expense in an equal amount of \$754,231.61.

Health Insurance: Under the Consolidated Omnibus Budget Reconciliation Act (COBRA), the government makes health care benefits available to eligible former employees and eligible dependents. Certain requirements are outlined by the federal government for this coverage. The premium is paid in full by the insured. There is no cost to the government under this program.

GASB Statement No. 45, Accounting and Financial Reporting by Employers for Postemployment Benefits Other Than Pensions

Plan description: The College sponsors a single-employer other post-employment benefit plan that provides medical, dental, and prescription drug benefits to qualifying retirees and their dependents. Employees, who qualify for pension benefits under the Kansas Public Employee Retirement System (KPERs) and are enrolled in the College's insurance benefits during the benefit plan year prior to retirement, are eligible for benefits. Under KPERs, a participant must be at least age 55 with at least 10 years of service or meet Rule of 85 (age + service >= 85) at any age to be eligible. Also, a retiring employee who waives continuing participation in the College's health plan at the time of retirement is not eligible to participate at a later date. Employees who qualify for a total disability benefit under the KPERs Disability Benefits Program are eligible for benefits until they qualify for Medicare. Spouses may continue coverage upon retiree death or attainment of Medicare eligibility age under Cobra for up to 36 months not to exceed the spouse's own age 65.

Funding policy: The College establishes and amends contribution requirements. The current funding policy of the College is to fund benefits on a pay-as-you-go basis. This arrangement does not qualify as other post employment benefits (OPEB) plan assets under Governmental Accounting Standards Board (GASB) Statement No. 45 for current GASB reporting. Retirees, who either meet the Rule of 85 or are age 55 with 15 years of service upon retirement, pay 100% of group insurance premiums to maintain coverage.

Annual OPEB cost and net OPEB obligation: The College's annual OPEB cost (expense) is calculated based on the annual required contribution (ARC) of the employer, an amount actuarially determined in accordance with the parameters of GASB Statement No. 45. The ARC represents a level of funding that, if paid on an ongoing basis is projected to cover the normal cost each year and amortize any unfunded actuarial liabilities or funding excess) over a period not to exceed thirty years. The following table shows the components of the College's annual OPEB obligation.

16. OTHER POST EMPLOYMENT BENEFITS (Continued)

Annual Required Contribution	\$ 91,878.00
Interest on Net OPEB Obligation	9,806.00
Adjustment to Annual Required Contribution	<u>13,370.00</u>
Annual OPEB Cost	88,314.00
Net Contributions Made	<u>26,000.00</u>
Increase OPEB Obligation	<u>62,314.00</u>
Net OPEB Obligation – June 30, 2015	<u>326,853.00</u>
Net OPEB Obligation – June 30, 2016	<u>\$ 389,167.00</u>

The College's OPEB cost, the percentage of OPEB cost contributed to the plan, and the net OPEB obligation for fiscal year 2016 follows.

Fiscal Year <u>Ended</u>	Annual <u>OPEB Cost</u>	Expected Net Employer <u>Contributions</u>	Percentage of Annual OPEB <u>Cost Contributed</u>	Net OPEB <u>Obligation</u>
June 30, 2016	\$ 88,314.00	\$ 26,000.00	29.44%	\$ 389,167.00

Funded Status and Funding Progress: As of July 1, 2015, the most recent actuarial valuation, the plan was zero percent funded. The College's actuarial accrued liability for benefits was \$616,081.00 and the actuarial value of assets is zero, resulting in an unfunded actuarial accrued liability (UAAL) of \$616,081.00. The results of the July 1, 2015 valuation were rolled forward to June 30, 2016. The actuarial accrued liability for benefits was \$616,081.00, and the actuarial value of assets is none, resulting in an unfunded actuarial accrued liability (UAAL) of \$616,081.00 as of June 30, 2016. The covered payroll (annual payroll of active employees covered by the plan) was \$6,117,709.00 and the ratio of the UAAL to the covered payroll was 10.1%.

Actuarial Methods and Assumptions: Actuarial valuations for an ongoing Plan involve estimates of the value of reported amounts and assumptions about the probability of occurrence of events far into the future. Actuarially determined amounts are subject to continuous revision as actual results are compared to past expectations and new estimates are made about the future. Although the valuation results are based on values the College's actuarial consultant believes are reasonable assumptions, the valuation result is only an estimate of what future costs may actually be and reflect a long-term perspective. Deviations in any of several factors, such as future interest rate discounts, medical cost inflation, Medicare coverage risk, and changes in marital status, could result in actual costs being greater or less than estimated. The required schedule of funding progress, presented as required supplementary information immediately following the notes to the financial statements, presents multiyear information about whether the actuarial value of plan assets is increasing or decreasing over time relative to the actuarial accrued liabilities for benefits.

Projection of benefits for financial reporting purposes are based on the substantive Plan (the Plan as understood by the employer and the Plan members) and include the types of benefits provided at the time of each valuation and the historical pattern of sharing benefit costs between the employer and Plan members to that point. The actuarial methods and assumptions used include techniques that are designed to reduce the effects of short-term volatility in actuarial accrued liabilities and the actuarial value of assets, consistent with the long-term perspective of the calculations.

16. OTHER POST EMPLOYMENT BENEFITS (Continued)

In the initial actuarial valuation for the Plan as of July 1, 2015, the projected unit credit actuarial cost method was used. The actuarial assumptions included an 3.00% investment rate of return (net of administrative expenses), which is a blended rate of the expected long-term investment returns on Plan assets and on the College's own investments calculated based on the funded level of the Plan at the valuation date, and an annual healthcare cost trend rate of 6.5%, reduced by decrements to an ultimate rate of 5% after eight years. The actuarial value of assets will be determined using fair value. The UAAL will be amortized over a 30 year open period in level dollar amounts.

Early Retirement Benefits: The College provides an early retirement program for certain eligible employees. The early retirement benefit shall be an annual payment made in the retired employee's name to the college's identified 403 (b) plan provider. The payment will be determined by utilization of the percentage opposite the year of benefit on the following table. The percentage of the year shall be multiplied by the Full-time Employee's last annual contract salary. The payment shall be paid annually in either January or July through the college contract year in which the Full-time Employee reaches age sixty-four (64) or for a period of five (5) years, whichever occurs first. The initial date selected for first year payment (January/July) shall then become the anniversary date for subsequent payments. Early retirement benefits shall be based on KPERS retirement eligibility and years of service after eligibility according to the chart below.

KPERS Eligible	21%
Eligibility + 1 year service	18%
Eligibility + 2 years' service	15%
Eligibility + 3 years' service	12%
Eligibility + 4 years' service	9%
Eligibility + 5 years' service	6%
Eligibility + 6 years' service	3%

The following is a schedule of benefits payable for eligible employees which have taken early retirement as of June 30, 2016:

<u>Paid or Payable</u>	<u>Year Ended June 30th</u>	<u>Amount</u>
Paid	2017	\$ 45,386.04
Payable	2018	126,334.05
Payable	2019	99,600.33
Payable	2020	130,365.75
Payable	2021	142,502.49

17. COMPENSATED ABSENCES

Full time employees are entitles to vacation pay based upon employment classification and years of services. If an employee terminates before the end of the contract year, the vacation period will be prorated based upon the number of contract days in such year employed prior to termination. All vacations must receive prior approval from the employee’s immediate supervisor, and the employee must complete an absence report. Vacation days not scheduled and used within twelve (12) months from the end of the contract year in which earned will be forfeited.

Schedule of Vacation Hours (Days)

	<u>1 – 5 yrs</u>	<u>6 – 10 yrs</u>	<u>11 – 15 yrs</u>	<u>16 + yrs</u>
Clerical/Maintenance	80 (10)	120 (15)	160 (20)	200 (25)
Management Support	80 (10)	120 (15)	160 (20)	200 (25)
Administrator	160 (20)	168 (21)	184 (23)	200 (25)
Senior Administrator	160 (20)	176 (22)	200 (25)	200 (25)
Executive Administrator	160 (20)	200 (25)	240 (30)	240 (30)

Each full-time employee shall receive eight sick hours per month. A full-time employee may not accumulate in excess of 720 hours accumulated sick leave. Employees shall be compensated for all accumulated unused sick leave at the time of that employee’s retirement. Compensation will be set at a rate of six dollars (\$6) per hour for each hour of accumulated unused sick leave at the time of retirement.

The College accrues a liability for compensated absences which meet the following criteria:

1. The College's obligation relating to employees' rights to receive compensation for future absences is attributable to employees' services already rendered.
2. The obligation relates to rights that vest or accumulate.
3. Payment of the compensation is probable.
4. The amount can be reasonably estimated.

In accordance with the above criteria the College has accrued a liability for vacation and has not recorded a liability for sick leave, which has been earned, but not taken, inasmuch as the amount cannot be reasonably estimated.

18. CONTINGENT LIABILITIES

Amounts received or receivable from grantor agencies are subject to audit and adjustment by grantor agencies, principally the federal government. Any disallowed claims, including amounts already collected, may constitute a liability of the applicable funds. The amount, if any, of expenditures which may be disallowed by the grantor cannot be determined at this time, although the College expects such amounts, if any, to be immaterial.

19. CONCENTRATION OF RISK

Component Unit

70.39% of the Foundation’s cash and investments are invested in growth and income or growth mutual funds at June 30, 2016. The effect in the future on the Foundation’s portfolio is unknown and is subject to market economic conditions.

20. RISK MANAGEMENT

The College is exposed to various risks of loss related to torts; theft of, damage to, or destruction of assets; errors and omissions; injuries to employee; employees' health and life; and natural disasters. The College manages these risks of loss through the purchase of various insurance policies.

21. EMPLOYEE BENEFIT PLANS

The College has established a 403(B) plan available for its employees. An employee is eligible on the date of hire to contribute and receive employer match. The College has approved a match of not less than \$25.00 per month. Total contributions made by the Organization into the plan on behalf of the employees for the year ended June 30, 2016 was \$53,270.90.

22. RELATED PARTY TRANSACTIONS

The Neosho County Community College Foundation was formed to promote and foster the educational purposes of the College, and to create a fund to be used for any program, project, or enterprise undertaken in the interest of the College. The Foundation acts largely as a fund raising organization, soliciting, receiving, managing and disbursing contributions on behalf of the College. Most of the contributions received are designated by the donors to be used for specific purposes or by specific departments. In these instances, the Foundation serves essentially as a conduit. Contributions that are not designated are used where the need is considered greatest, as determined by the Foundation's board of directors. The Foundation disbursed to the College for the year ended June 30, 2016, \$79,547.00 for scholarships and \$69,489.36 in donations for capital projects. The Foundation disbursed on behalf of the College, through its activities funds for the year-ended June 30, 2016, \$232,909.61. The College disbursed on behalf of the Foundation donated services and facilities for the year ended June 30, 2016, \$113,688.07. The College disbursed to the Foundation in the form of rent \$405,374.58.

24. SUBSEQUENT EVENTS

The College evaluated events and transactions occurring subsequent year end, and there were no subsequent events requiring recognition in the financial statements. Additionally, there were no nonrecognized subsequent events requiring disclosure.

25. INTERFUND TRANSFERS

Operating transfers were as follows:

<u>From Fund:</u>	<u>To Fund:</u>	<u>Amount</u>
General Fund	Adult Education Fund	\$ 27,692.00
General Fund	Other Grant Funds	153,742.00
General Fund	Postsecondary Technical Education Fund	182,766.75

Transfers are used to (1) move revenues from the fund that statute or budget requires to collect them to the fund that statute or budget requires to expend them, and (2) use unrestricted revenue collected in the general fund to finance various programs accounted for in other funds in accordance with budgetary authorizations.

**REQUIRED
SUPPLEMENTARY INFORMATION**

NEOSHO COUNTY COMMUNITY COLLEGE

Chanute, Kansas

Schedule of Funding Progress

For the Year Ended June 30, 2016

The College's annual OPEB cost, the percentage of annual OPEB cost contributed to the plan, and the net OPEB obligation for fiscal year 2016 follows.

Fiscal Year <u>Ended</u>	Annual <u>OPEB Cost</u>	Expected Net Employer <u>Contributions</u>	Percentage of Annual OPEB <u>Cost Contributed</u>	Net OPEB <u>Obligation</u>
June 30, 2016	\$ 88,314.00	\$ 26,000.00	29.44%	\$ 389,167.00

SUPPLEMENTARY INFORMATION

NEOSHO COUNTY COMMUNITY COLLEGE

Chanute, Kansas
 Combining Schedule of Net Position - Primary Institution
 June 30, 2016

ASSETS	GENERAL	POSTSECONDARY TECHNICAL EDUCATION	ADULT EDUCATION	ADULT SUPPLEMENTAL EDUCATION	AUXILIARY STUDENT UNION ENTERPRISE	AUXILIARY ENTERPRISE BOOKSTORE	FEDERAL WORK STUDY	SUPPLEMENTAL EDUCATIONAL OPPORTUNITY GRANT	PELL GRANT
Current Assets									
Cash and Cash Equivalents	\$ 5,101,272.48	\$ 136,740.66	\$ 14,730.09	\$ 50,638.64	\$ 1,789,434.45	\$ 722,717.02	\$ -	\$ -	\$ 402.00
Receivables									
Taxes in Process	443,115.00	-	-	-	-	-	-	-	-
Federal	-	-	-	-	-	-	-	-	18,870.00
Other	57,086.74	63,853.14	-	-	65,096.75	38,469.80	-	-	-
Inventories	-	-	-	-	-	599,465.22	-	-	-
Total Current Assets	5,601,474.22	200,593.80	14,730.09	50,638.64	1,854,531.20	1,360,652.04	-	-	19,272.00
Noncurrent Assets									
Bond Issuance Costs, net	-	-	-	-	-	-	-	-	-
Capital Assets	-	-	-	-	-	-	-	-	-
Accumulated Depreciation	-	-	-	-	-	-	-	-	-
Total Noncurrent Assets	-	-	-	-	-	-	-	-	-
TOTAL ASSETS	\$ 5,601,474.22	\$ 200,593.80	\$ 14,730.09	\$ 50,638.64	\$ 1,854,531.20	\$ 1,360,652.04	\$ -	\$ -	\$ 19,272.00
LIABILITIES AND NET POSITION									
LIABILITIES									
Current Liabilities									
Accounts Payable	\$ 364,259.51	\$ 75,084.32	\$ 11,066.14	\$ -	\$ 479.96	\$ 1,267.29	\$ -	\$ -	\$ 18,870.00
Deferred Revenue	443,115.00	-	-	-	-	-	-	-	-
Accrued Interest Expense	-	-	-	-	-	-	-	-	-
Deposits Held in Custody for Others	-	-	-	-	12,989.00	-	-	-	-
Total Current Liabilities	807,374.51	75,084.32	11,066.14	-	13,468.96	1,267.29	-	-	18,870.00
Noncurrent Liabilities									
Accrued Vacation	172,819.15	42,188.77	15,676.82	-	3,051.32	2,819.80	-	-	-
Bond Premium	-	-	-	-	-	-	-	-	-
OPEB Obligations	389,167.00	-	-	-	-	-	-	-	-
Revenue Bonds Payable	-	-	-	-	-	-	-	-	-
Capital Leases Payable	-	-	-	-	-	-	-	-	-
Total Noncurrent Liabilities	561,986.15	42,188.77	15,676.82	-	3,051.32	2,819.80	-	-	-
TOTAL LIABILITIES	1,369,360.66	117,273.09	26,742.96	-	16,520.28	4,087.09	-	-	18,870.00
NET POSITION									
Invested in Capital Assets,	-	-	-	-	-	-	-	-	-
Net of Related Debt	-	-	-	-	-	-	-	-	-
Restricted Net Position	-	-	-	-	-	-	-	-	-
Bond and Interest	-	-	-	-	-	-	-	-	-
Depreciation and Replacement	-	-	-	-	-	-	-	-	-
Bond Reserve	-	-	-	-	-	-	-	-	-
Unrestricted Net Position	4,232,113.56	83,320.71	(12,012.87)	50,638.64	1,838,010.92	1,356,564.95	-	-	402.00
TOTAL NET POSITION	4,232,113.56	83,320.71	(12,012.87)	50,638.64	1,838,010.92	1,356,564.95	-	-	402.00
TOTAL LIABILITIES AND NET POSITION	\$ 5,601,474.22	\$ 200,593.80	\$ 14,730.09	\$ 50,638.64	\$ 1,854,531.20	\$ 1,360,652.04	\$ -	\$ -	\$ 19,272.00

NEOSHO COUNTY COMMUNITY COLLEGE
 Chanute, Kansas
 Combining Schedule of Net Position - Primary Institution
 June 30, 2016

ASSETS	DIRECT	OTHER	BARBEE	ALL-FAITH	RETIREMENT OF	INVESTMENT	AGENCY	TOTALS -
	LOANS	GRANT FUNDS	LIBRARY BEQUEST	CHAPEL	INDEBTEDNESS	IN PLANT	FUNDS	PRIMARY INSTITUTION
Current Assets								
Cash and Cash Equivalents	\$ -	\$ (23,887.86)	\$ 1,029.96	\$ 205.64	\$ 112,875.58	\$ -	\$ 445,693.53	\$ 8,351,852.19
Receivables								
Federal	-	-	-	-	-	-	-	443,115.00
Federal	72,457.00	118,737.69	-	-	-	-	-	210,064.69
Other	-	-	-	-	-	-	206,051.49	430,557.92
Inventories	-	-	-	-	-	-	-	599,465.22
Total Current Assets	72,457.00	94,849.83	1,029.96	205.64	112,875.58	-	651,745.02	10,035,055.02
Noncurrent Assets								
Bond Issuance Costs, net	-	-	-	-	77,280.02	-	-	77,280.02
Capital Assets	-	-	-	-	-	25,080,364.04	-	25,080,364.04
Accumulated Depreciation	-	-	-	-	-	(11,827,318.17)	-	(11,827,318.17)
Total Noncurrent Assets	-	-	-	-	77,280.02	13,253,045.87	-	13,330,325.89
TOTAL ASSETS	\$ 72,457.00	\$ 94,849.83	\$ 1,029.96	\$ 205.64	\$ 190,155.60	\$ 13,253,045.87	\$ 651,745.02	\$ 23,365,380.91
LIABILITIES AND NET POSITION								
LIABILITIES								
Current Liabilities								
Accounts Payable	\$ 72,457.00	\$ 85,587.84	\$ -	\$ -	\$ -	\$ -	\$ 4,379.68	\$ 633,451.74
Deferred Revenue	-	-	-	-	-	-	-	443,115.00
Accrued Interest Expense	-	-	-	-	21,690.68	-	-	21,690.68
Deposits Held in Custody for Others	-	-	-	-	-	-	647,365.34	660,354.34
Total Current Liabilities	72,457.00	85,587.84	-	-	21,690.68	-	651,745.02	1,758,611.76
Noncurrent Liabilities								
Accrued Vacation	-	-	-	-	-	-	-	236,555.86
Bond Premium	-	-	-	-	257,088.01	-	-	257,088.01
OPEB Obligations	-	-	-	-	-	-	-	389,167.00
Revenue Bonds Payable	-	-	-	-	-	-	-	-
Capital Leases Payable	-	-	-	-	-	9,970,000.00	-	9,970,000.00
Total Noncurrent Liabilities	-	-	-	-	257,088.01	9,970,000.00	-	10,852,810.87
TOTAL LIABILITIES	72,457.00	85,587.84	-	-	278,778.69	9,970,000.00	651,745.02	12,611,422.63
NET POSITION								
Invested in Capital Assets,								
Net of Related Debt	-	-	-	-	-	3,283,045.87	-	3,283,045.87
Restricted Net Position								
Bond and Interest	-	-	-	-	-	-	-	-
Depreciation and Replacement	-	-	-	-	-	-	-	-
Bond Reserve	-	-	-	-	-	-	-	-
Unrestricted Net Position	-	9,261.99	1,029.96	205.64	(88,623.09)	-	-	7,470,912.41
TOTAL NET POSITION	-	9,261.99	1,029.96	205.64	(88,623.09)	3,283,045.87	-	10,753,958.28
TOTAL LIABILITIES AND NET POSITION	\$ 72,457.00	\$ 94,849.83	\$ 1,029.96	\$ 205.64	\$ 190,155.60	\$ 13,253,045.87	\$ 651,745.02	\$ 23,365,380.91

NEOSHO COUNTY COMMUNITY COLLEGE

Chanute, Kansas

Combining Schedule of Revenues, Expenses, and Changes in Net Position - Primary Institution

For the Year Ended June 30, 2016

	GENERAL	POSTSECONDARY TECHNICAL EDUCATION	ADULT EDUCATION	ADULT SUPPLEMENTAL EDUCATION	AUXILIARY ENTERPRISE STUDENT UNION	AUXILIARY ENTERPRISE BOOKSTORE	FEDERAL WORK STUDY	SUPPLEMENTAL EDUCATIONAL OPPORTUNITY GRANT	PELL GRANT
REVENUES									
Operating Revenues									
Student Tuition and Fees	\$ 3,385,372.83	\$ 2,267,021.22	\$ 6,939.50	\$ 15,596.31	\$ 48,097.38	\$ -	\$ -	\$ -	\$ -
Federal Grants and Contracts	-	-	229,049.28	-	-	-	36,236.69	32,944.00	-
State Grants and Contracts	754,231.61	-	86,076.00	-	-	-	-	-	-
Sales and Services of Auxiliary Enterprises	-	-	-	-	1,503,479.20	867,828.82	-	-	-
Other Operating Revenues	340,009.83	1,479.16	186,564.00	-	-	-	-	-	-
Total Operating Revenues	4,479,614.27	2,268,500.38	508,628.78	15,596.31	1,551,576.58	867,828.82	36,236.69	32,944.00	-
EXPENSES									
Educational and General									
Instruction	2,416,722.54	2,572,977.10	541,285.27	17,166.97	-	-	-	-	-
Public Service	4,728.60	-	-	-	-	-	-	-	-
Academic Support	640,955.38	104,502.25	-	-	-	-	-	-	-
Student Services	1,633,794.44	205,746.27	-	-	-	-	-	-	-
Institutional Support	3,544,175.98	367,006.80	-	-	-	-	-	-	-
Operation and Maintenance	1,218,806.03	347,515.12	-	-	-	-	-	-	-
Scholarships and Awards	317,746.46	143,929.54	-	-	-	-	36,236.69	32,944.00	2,445,734.00
Auxiliary Enterprises	-	-	-	-	810,526.62	899,127.24	-	-	-
Depreciation Expense	-	-	-	-	-	-	-	-	-
Total Operating Expenses	9,776,929.43	3,741,677.08	541,285.27	17,166.97	810,526.62	899,127.24	36,236.69	32,944.00	2,445,734.00
Operating Income (Loss)	(5,297,315.16)	(1,473,176.70)	(32,656.49)	(1,570.66)	741,049.96	(31,298.42)	-	-	(2,445,734.00)
Nonoperating Revenues (Expenses)									
State Appropriations	1,515,432.00	1,346,013.00	-	-	-	-	-	-	-
Federal Pell Grants	-	-	-	-	-	-	-	-	-
County Appropriations	4,662,886.94	17.38	21.51	-	-	-	-	-	2,445,734.00
Investment Income	8,936.60	-	-	-	23.57	-	-	-	-
Debt Service	-	-	-	-	(188,463.98)	-	-	-	-
Gain (Loss) on Sale of Asset	13,542.75	-	-	-	-	-	-	-	-
Operating Transfers	(364,200.75)	182,766.75	27,692.00	-	-	-	-	-	-
Net Nonoperating Revenues (Expenses)	5,836,597.54	1,528,797.13	27,713.51	-	(188,440.41)	-	-	-	2,445,734.00
Increase (Decrease) in Net Position	539,282.38	55,620.43	(4,942.98)	(1,570.66)	552,609.55	(31,298.42)	-	-	-
Net Position - Beginning of Year	3,692,831.18	27,700.28	(7,069.89)	52,209.30	1,285,401.37	1,387,863.37	-	-	402.00
Net Position - End of Year	\$ 4,232,113.56	\$ 83,320.71	\$ (12,012.87)	\$ 50,638.64	\$ 1,838,010.92	\$ 1,356,564.95	\$ -	\$ -	\$ 402.00

NEOSHO COUNTY COMMUNITY COLLEGE
Chanute, Kansas

Combining Schedule of Revenues, Expenses, and Changes in Net Position - Primary Institution
For the Year Ended June 30, 2016

	DIRECT LOANS	OTHER GRANT FUNDS	BARBEE LIBRARY BEQUEST	ALL-FAITH CHAPEL	RETIREMENT OF INDEBTEDNESS	INVESTMENT IN PLANT	SUB-TOTAL PRIMARY INSTITUTION	ELIMINATING INTER-COMPANY SCHOLARSHIPS	TOTALS - PRIMARY INSTITUTION
REVENUES									
Operating Revenues	\$ -	\$ -	\$ -	\$ -	\$ -	\$ -	\$ 5,723,027.24	\$ (1,150,021.36)	\$ 4,573,005.88
Student Tuition and Fees	2,353,483.00	1,132,218.19	-	-	-	-	3,783,931.16	(2,353,483.00)	1,430,448.16
Federal Grants and Contracts	-	298,047.32	-	-	-	-	1,138,354.93	-	1,138,354.93
State Grants and Contracts	-	-	-	-	-	-	-	-	-
Sales and Services of Auxiliary Enterprises	-	-	-	-	-	-	2,371,308.02	-	2,371,308.02
Other Operating Revenues	-	-	-	-	-	-	528,052.99	-	528,052.99
Total Operating Revenues	2,353,483.00	1,430,265.51	-	-	-	-	13,544,674.34	(3,503,504.36)	10,041,169.98
EXPENSES									
Educational and General									
Instruction	-	-	-	-	-	(76,556.63)	5,471,595.25	-	5,471,595.25
Public Service	-	-	-	-	-	-	4,728.60	-	4,728.60
Academic Support	-	-	-	-	-	(2,766.67)	742,690.96	-	742,690.96
Student Services	-	1,583,958.51	-	-	-	(57,704.69)	3,365,794.53	-	3,365,794.53
Institutional Support	-	-	-	-	-	(60,982.04)	3,850,200.74	-	3,850,200.74
Operation and Maintenance	-	-	-	4,537,193.63	-	(4,974,710.99)	1,128,803.79	-	1,128,803.79
Scholarships and Awards	2,353,483.00	-	-	-	-	(8,241.28)	5,330,073.69	(3,503,504.36)	1,826,569.33
Auxiliary Enterprises	-	-	-	-	-	-	1,701,412.58	-	1,701,412.58
Depreciation Expense	-	-	-	-	-	869,475.40	869,475.40	-	869,475.40
Total Operating Expenses	2,353,483.00	1,583,958.51	-	-	4,537,193.63	(4,311,486.90)	22,464,775.54	(3,503,504.36)	18,961,271.18
Operating Income (Loss)	-	(153,693.00)	-	-	(4,537,193.63)	4,311,486.90	(8,920,101.20)	-	(8,920,101.20)
Nonoperating Revenues (Expenses)									
State Appropriations	-	-	-	-	-	-	2,861,445.00	-	2,861,445.00
Federal Pell Grants	-	-	-	-	-	-	2,445,734.00	-	2,445,734.00
County Appropriations	-	-	-	-	-	-	4,662,925.83	-	4,662,925.83
Investment Income	-	-	-	1,888.69	-	-	10,848.86	-	10,848.86
Debt Service	-	-	-	4,542,819.82	-	(4,535,000.00)	(180,644.16)	-	(180,644.16)
Gain (Loss) on Sale of Asset	-	-	-	-	-	(620.64)	12,922.11	-	12,922.11
Operating Transfers	-	153,742.00	-	-	-	-	-	-	-
Net Nonoperating Revenues (Expenses)	-	153,742.00	-	-	4,544,708.51	(4,535,620.64)	9,813,231.64	-	9,813,231.64
Increase (Decrease) in Net Position	-	49.00	-	-	7,514.88	(224,133.74)	893,130.44	-	893,130.44
Net Position - Beginning of Year	-	9,212.99	1,029.96	205.64	(96,137.97)	3,507,179.61	9,860,827.84	-	9,860,827.84
Net Position - End of Year	\$ -	\$ 9,261.99	\$ 1,029.96	\$ 205.64	\$ (88,623.09)	\$ 3,283,045.87	\$ 10,753,958.28	\$ -	\$ 10,753,958.28

NEOSHO COUNTY COMMUNITY COLLEGE

Chanute, Kansas

Schedules of Revenues, Expenditures, and
Changes in Unencumbered Cash – Budget and Actual

For the Year Ended June 30, 2016

Schedules 4 to 9 are prepared in accordance with Kansas cash basis and budget laws (Budget Basis), which differs from generally accepted accounting principles (GAAP Basis). Cash receipts are recognized when the cash balance of a fund is increased. For an interfund transaction, a cash receipt is recorded in the fund receiving the cash from another fund. Cash disbursements are recognized when the cash balance of a fund is decreased. For an interfund transaction, a cash disbursement is recorded in the fund in which the cash is transferred. Expenditures include cash disbursements, transfers, accounts payable and encumbrances – that is, commitments related to unperformed (executory) contracts for goods and services, and are usually evidenced by a purchase order or written contract.

NEOSHO COUNTY COMMUNITY COLLEGE

Chanute, Kansas

Schedule of Revenues, Expenditures and Changes

in Unencumbered Cash - Budget and Actual

Current Funds - Unrestricted

General Fund - Regulatory Basis

For the Year Ended June 30, 2016

(With Comparative Actual Totals for the Year Ended June 30, 2015)

	Prior Year Budget Basis	Current Year			Variance Over (Under)	
		Actual GAAP Basis	Adjustments Budget Basis	Actual Budget Basis		
REVENUES						
Student Tuition and Fees						
Student Tuition	\$ 1,629,390.01	\$ 1,582,342.77	\$ (13,167.07)	\$ 1,569,175.70	\$ 2,166,069.00	\$ (596,893.30)
Other Student Fees	1,254,535.77	1,803,030.06	-	1,803,030.06	2,163,723.00	(360,692.94)
Total Student Tuition and Fees	2,883,925.78	3,385,372.83	(13,167.07)	3,372,205.76	4,329,792.00	(957,586.24)
Federal Sources						
Federal Grant Administration	-	-	-	-	67,375.00	(67,375.00)
State Sources						
State Operating Grant	1,485,123.00	1,515,432.00	-	1,515,432.00	1,515,432.00	-
Other State Sources	-	754,231.61	(754,231.61)	-	-	-
Total State Sources	1,485,123.00	2,269,663.61	(754,231.61)	1,515,432.00	1,515,432.00	-
Local Sources						
Ad Valorem Tax	4,112,882.84	3,972,128.42	-	3,972,128.42	4,821,268.00	(849,139.58)
Motor Vehicle Tax	524,715.32	537,227.27	-	537,227.27	537,585.00	(357.73)
Commerical Vehicle Tax	75,546.15	42,789.82	-	42,789.82	-	42,789.82
Rental Motor Vehicle Tax	791.16	243.37	-	243.37	-	243.37
Recreational Vehicle Tax	4,767.17	6,937.71	-	6,937.71	4,693.00	2,244.71
16M-20M Truck Tax	22,300.48	19,340.30	-	19,340.30	-	19,340.30
Delinquent Tax	97,956.13	84,220.05	-	84,220.05	66,083.00	18,137.05
In Lieu of Taxes	2,235.49	-	-	-	-	-
Total Local Sources	4,841,194.74	4,662,886.94	-	4,662,886.94	5,429,629.00	(766,742.06)
Use of Property and Money						
Interest	6,225.82	6,256.60	-	6,256.60	4,600.00	1,656.60
Facilities Use	4,150.07	2,680.00	-	2,680.00	-	2,680.00
Sale of Property	5,217.00	13,542.75	-	13,542.75	-	13,542.75
Total Use of Property and Money	15,592.89	22,479.35	-	22,479.35	4,600.00	17,879.35
Other Sources						
Commissions	1,402.25	8,561.98	-	8,561.98	-	8,561.98
Gifts	18,240.13	99,462.25	(34,183.00)	65,279.25	20,000.00	45,279.25
Miscellaneous	250,965.10	231,985.60	-	231,985.60	198,325.00	33,660.60
Total Other Sources	270,607.48	340,009.83	(34,183.00)	305,826.83	218,325.00	87,501.83
TOTAL REVENUES	9,496,443.89	10,680,412.56	(801,581.68)	9,878,830.88	11,565,153.00	(1,686,322.12)

NEOSHO COUNTY COMMUNITY COLLEGE

Chanute, Kansas

Schedule of Revenues, Expenditures and Changes

in Unencumbered Cash - Budget and Actual

Current Funds - Unrestricted

General Fund - Regulatory Basis

For the Year Ended June 30, 2016

(With Comparative Actual Totals for the Year Ended June 30, 2015)

	Prior Year Budget Basis	Current Year				Variance Over (Under)
		Actual GAAP Basis	Adjustments Budget Basis	Actual Budget Basis	Budget	
EXPENDITURES						
Instruction	\$ 2,490,720.29	\$ 2,416,722.54	\$ 1,564.46	\$ 2,418,287.00	\$ 2,590,720.00	\$ (172,433.00)
Public Service	11,160.61	4,728.60	-	4,728.60	9,150.00	(4,421.40)
Academic Support	702,750.61	640,955.38	(6,734.61)	634,220.77	774,831.00	(140,610.23)
Student Services	1,617,988.18	1,633,794.44	1,651.39	1,635,445.83	1,928,218.00	(292,772.17)
Institutional Support	2,481,838.61	3,544,175.98	(856,782.92)	2,687,393.06	3,296,815.00	(609,421.94)
Operation and Maintenance	867,393.69	1,218,806.03	(4,181.19)	1,214,624.84	2,082,420.00	(867,795.16)
Scholarships	299,060.46	317,746.46	-	317,746.46	467,000.00	(149,253.54)
Debt Service					-	
Principal	185,864.18	-	-	-	-	-
Interest	3,661.20	-	-	-	-	-
Operating Transfers to:						
Postsecondary Technical						
Education Fund	408,222.79	182,766.75	-	182,766.75	1,140,693.00	(957,926.25)
Adult Education Fund	17,400.00	27,692.00	-	27,692.00	-	27,692.00
Other Grant Funds	130,667.89	153,742.00	-	153,742.00	-	153,742.00
TOTAL EXPENDITURES	9,216,728.51	10,141,130.18	(864,482.87)	9,276,647.31	12,289,847.00	(3,013,199.69)
Excess of Revenues Over (Under) Expenditures and Other Additions (Deductions)	279,715.38	539,282.38	62,901.19	602,183.57	(724,694.00)	1,326,877.57
Unencumbered Cash -						
Beginning of Year	3,855,114.02	3,692,831.18	441,998.22	4,134,829.40	3,497,675.00	637,154.40
End of Year	\$ 4,134,829.40	\$ 4,232,113.56	\$ 504,899.41	\$ 4,737,012.97	\$ 2,772,981.00	\$ 689,723.17

NEOSHO COUNTY COMMUNITY COLLEGE
Chanute, Kansas
Schedule of Revenues, Expenditures and Changes
in Unencumbered Cash - Budget and Actual
Current Funds - Unrestricted
Postsecondary Technical Education Fund - Regulatory Basis
For the Year Ended June 30, 2016
(With Comparative Actual Totals for the Year Ended June 30, 2015)

	Prior Year Budget Basis	Current Year			Variance Over (Under)	
		Actual GAAP Basis	Adjustments Budget Basis	Actual Budget Basis		
REVENUES						
Student Tuition and Fees						
Student Tuition	\$ 1,646,928.10	\$ 1,032,356.60	\$ (47,678.86)	\$ 984,677.74	\$ 1,900,000.00	\$ (915,322.26)
Other Student Fees	554,150.23	1,234,664.62	-	1,234,664.62	700,000.00	534,664.62
Total Student Tuition and Fees	<u>2,201,078.33</u>	<u>2,267,021.22</u>	<u>(47,678.86)</u>	<u>2,219,342.36</u>	<u>2,600,000.00</u>	<u>(380,657.64)</u>
State Sources						
State Operating Grant	1,319,093.00	1,346,013.00	-	1,346,013.00	1,346,013.00	-
Local Sources						
Delinquent Tax	-	17.38	-	17.38	-	17.38
Other Sources						
Miscellaneous	-	1,479.16	-	1,479.16	-	1,479.16
Operating Transfer from General Fund	<u>408,222.79</u>	<u>182,766.75</u>	<u>-</u>	<u>182,766.75</u>	<u>-</u>	<u>182,766.75</u>
TOTAL REVENUES	<u>3,928,394.12</u>	<u>3,795,818.35</u>	<u>(47,678.86)</u>	<u>3,748,139.49</u>	<u>3,946,013.00</u>	<u>(197,873.51)</u>
EXPENDITURES						
Instruction	2,627,055.00	2,572,977.10	(3,142.19)	2,569,834.91	2,509,013.00	60,821.91
Academic Support	136,755.84	104,502.25	-	104,502.25	137,000.00	(32,497.75)
Student Services	194,102.80	205,746.27	-	205,746.27	195,000.00	10,746.27
Institutional Support	373,676.63	367,006.80	-	367,006.80	470,000.00	(102,993.20)
Operation and Maintenance	522,087.17	347,515.12	-	347,515.12	490,000.00	(142,484.88)
Scholarships	143,929.54	143,929.54	-	143,929.54	145,000.00	(1,070.46)
TOTAL EXPENDITURES	<u>3,997,606.98</u>	<u>3,741,677.08</u>	<u>(3,142.19)</u>	<u>3,738,534.89</u>	<u>3,946,013.00</u>	<u>(207,478.11)</u>
Excess of Revenues Over (Under) Expenditures	(69,212.86)	54,141.27	(44,536.67)	9,604.60	-	9,604.60
Unencumbered Cash - Beginning of Year	<u>119,785.44</u>	<u>27,700.28</u>	<u>22,872.30</u>	<u>50,572.58</u>	<u>-</u>	<u>50,572.58</u>
End of Year	<u>\$ 50,572.58</u>	<u>\$ 81,841.55</u>	<u>\$ (21,664.37)</u>	<u>\$ 60,177.18</u>	<u>\$ -</u>	<u>\$ 60,177.18</u>

NEOSHO COUNTY COMMUNITY COLLEGE

Chanute, Kansas

Schedule of Revenues, Expenditures and Changes

in Unencumbered Cash - Budget and Actual

Current Funds - Unrestricted

Adult Education Fund - Regulatory Basis

For the Year Ended June 30, 2016

(With Comparative Actual Totals for the Year Ended June 30, 2015)

	Prior Year Budget Basis	Current Year				Variance Over (Under)
		Actual GAAP Basis	Adjustments Budget Basis	Actual Budget Basis	Budget	
REVENUES						
Student Tuition and Fees						
Other Student Fees	\$ 4,610.00	\$ 6,939.50	\$ -	\$ 6,939.50	\$ 20,000.00	\$ (13,060.50)
Federal Sources						
Adult Basic Education Grant	299,605.73	229,049.28	-	229,049.28	238,146.00	(9,096.72)
State Sources						
Adult Basic Education Grant	65,473.32	86,076.00	-	86,076.00	69,229.00	16,847.00
Local Sources						
Delinquent Tax	39.41	21.51	-	21.51	-	21.51
Other Sources:						
Miscellaneous	128,080.00	186,564.00	-	186,564.00	-	186,564.00
Operating Transfers from General Fund						
	17,400.00	27,692.00	-	27,692.00	360,000.00	(332,308.00)
TOTAL REVENUES	515,208.46	536,342.29	-	536,342.29	687,375.00	(151,032.71)
EXPENDITURES						
Instruction	508,033.29	541,285.27	(1,431.76)	539,853.51	721,068.00	(181,214.49)
TOTAL EXPENDITURES	508,033.29	541,285.27	(1,431.76)	539,853.51	721,068.00	(181,214.49)
Excess of Revenues Over (Under) Expenditures	7,175.17	(4,942.98)	1,431.76	(3,511.22)	(33,693.00)	30,181.78
Unencumbered Cash						
Beginning of Year	-	(7,069.89)	14,245.06	7,175.17	33,693.00	(26,517.83)
End of Year	\$ 7,175.17	\$ (12,012.87)	\$ 15,676.82	\$ 3,663.95	\$ -	\$ 3,663.95

NEOSHO COUNTY COMMUNITY COLLEGE

Chanute, Kansas

Schedule of Revenues, Expenditures and Changes

in Unencumbered Cash - Budget and Actual

Current Funds - Unrestricted

Adult Supplemental Education Fund - Regulatory Basis

For the Year Ended June 30, 2016

(With Comparative Actual Totals for the Year Ended June 30, 2015)

	Prior Year Budget Basis	Current Year			Budget	Variance Over (Under)
		Actual GAAP Basis	Adjustments Budget Basis	Actual Budget Basis		
REVENUES						
Student Tuition and Fees						
Course Fees	\$ 21,324.00	\$ 15,596.31	\$ -	\$ 15,596.31	\$ 300,000.00	\$ (284,403.69)
Other Student Fees	98,252.00	-	-	-	-	-
Total Student Tuition and Fees	119,576.00	15,596.31	-	15,596.31	300,000.00	(284,403.69)
TOTAL REVENUES	119,576.00	15,596.31	-	15,596.31	300,000.00	(284,403.69)
EXPENDITURES						
Instruction	80,970.95	17,166.97	-	17,166.97	360,422.00	(343,255.03)
TOTAL EXPENDITURES	80,970.95	17,166.97	-	17,166.97	360,422.00	(343,255.03)
Excess of Revenues Over (Under) Expenditures	38,605.05	(1,570.66)	-	(1,570.66)	(60,422.00)	58,851.34
Unencumbered Cash						
Beginning of Year	13,604.25	52,209.30	-	52,209.30	60,422.00	112,631.30
End of Year	\$ 52,209.30	\$ 50,638.64	\$ -	\$ 50,638.64	\$ -	\$ (53,779.96)

NEOSHO COUNTY COMMUNITY COLLEGE

Chanute, Kansas

Schedule of Revenues, Expenditures, and Changes
in Unencumbered Cash - Budget and Actual

Current Funds - Unrestricted

Auxiliary Enterprise Funds (Regulatory Basis)

For the Year Ended June 30, 2016

(With Comparative Actual Totals for the Year Ended June 30, 2015)

	Prior Year		Current Year				Variance Under (Over)
	Total Auxiliary Enterprise Funds Budget Basis	Bookstore GAAP	Student Union And Dorm GAAP	Total Auxiliary Enterprise Funds GAAP	Adjustments To Budget Basis	Total Auxiliary Enterprise Funds Budget Basis	
REVENUES							
Sales and Services of Auxiliary Enterprises	\$ 2,339,741.60	\$ 822,112.15	\$ 1,490,470.87	\$ 2,312,583.02	\$ (63,031.58)	\$ 2,249,551.44	\$ (1,651,423.56)
Student Sources							
Student Fees	104,047.93	-	48,097.38	48,097.38	-	48,097.38	48,097.38
Use of Property and Money							
Interest	23.57	-	23.57	23.57	-	23.57	23.57
Other Sources							
Miscellaneous	65,093.54	45,716.67	-	45,716.67	-	45,716.67	45,716.67
Commissions	2,364.23	-	13,008.33	13,008.33	-	13,008.33	13,008.33
TOTAL REVENUES	2,511,270.87	867,828.82	1,551,600.15	2,419,428.97	(63,031.58)	2,356,397.39	(1,544,577.61)
EXPENDITURES							
Auxiliary Enterprise							
Salaries and Benefits	221,385.86	124,099.09	101,092.97	225,192.06	(1,981.06)	223,211.00	(51,789.00)
General Operating Expense	1,378,633.37	739,042.82	659,708.03	1,398,750.85	(140,164.04)	1,258,586.81	(2,091,763.19)
Equipment	-	35,985.33	49,725.62	85,710.95	-	85,710.95	(1,873,431.05)
Debt Service	-	-	188,463.98	188,463.98	-	188,463.98	38,463.98
Operating Transfers to:							
Retirement of Indebtedness (Bond and Interest) Fund	145,755.45	-	-	-	-	-	-
TOTAL EXPENDITURES	1,745,774.68	899,127.24	998,990.60	1,898,117.84	(142,145.10)	1,755,972.74	(3,978,519.26)
Excess of Revenues Over (Under) Expenditures and Other Additions (Deductions)	765,496.19	(31,298.42)	552,609.55	521,311.13	79,113.52	600,424.65	2,433,941.65
Unencumbered Cash Beginning of Year	1,144,483.38	1,387,863.37	1,285,401.37	2,673,264.74	(763,285.17)	1,909,979.57	759,353.57
End of Year	\$ 1,909,979.57	\$ 1,356,564.95	\$ 1,838,010.92	\$ 3,194,575.87	\$ (684,171.65)	\$ 2,510,404.22	\$ 3,193,295.22

NEOSHO COUNTY COMMUNITY COLLEGE

Chanute, Kansas

Schedule of Revenues, Expenditures and Changes
in Unencumbered Cash - Budget and Actual
Plant Funds

Retirement of Indebtedness (Bond and Interest) Fund - Regulatory Basis

For the Year Ended June 30, 2016

(With Comparative Actual Totals for the Year Ended June 30, 2015)

	Prior Year Budget Basis	Current Year				Variance Over (Under)
		Actual GAAP Basis	Adjustments Budget Basis	Actual Budget Basis	Budget	
REVENUES						
Other Sources						
Interest	\$ 1,888.13	\$ 1,888.69	\$ -	\$ 1,888.69	\$ -	\$ 1,888.69
Bond Proceeds	5,435,000.00	4,535,000.00	-	4,535,000.00	-	4,535,000.00
Operating Transfers from Auxiliary Enterprise Fund	145,755.45	-	-	-	-	-
TOTAL REVENUES	5,582,643.58	4,536,888.69	-	4,536,888.69	-	4,536,888.69
EXPENDITURES						
Capital Outlay	-	4,537,193.63	-	4,537,193.63	-	4,537,193.63
Debt Service						
Bond Principal	5,955,000.00	-	-	-	70,000.00	(70,000.00)
Bond Interest	117,976.72	(37,469.27)	(3,723.68)	(41,192.95)	-	(41,192.95)
Other Debt Service Expense	157,899.55	29,649.45	-	29,649.45	-	29,649.45
Total Budget					70,000.00	4,455,650.13
Adjustments for Qualifying Budget Credits					4,535,000.00	(4,535,000.00)
TOTAL EXPENDITURES	6,230,876.27	4,529,373.81	(3,723.68)	4,525,650.13	4,605,000.00	(79,349.87)
Excess of Revenues and Transfers Over (Under) Expenditures	(648,232.69)	7,514.88	3,723.68	11,238.56	(70,000.00)	81,238.56
Unencumbered Cash						
Beginning of Year	749,869.71	(96,137.97)	197,774.99	101,637.02	70,000.00	31,637.02
End of Year	\$ 101,637.02	\$ (88,623.09)	\$ 201,498.67	\$ 112,875.58	\$ -	\$ 112,875.58

NEOSHO COUNTY COMMUNITY COLLEGE

Chanute, Kansas

Schedule of Changes in Assets and Liabilities

All Agency Funds

For the Year Ended June 30, 2016

Account Name	Balance June 30, 2015	Additions	Deductions	Balance June 30, 2016
ACTIVITY FUND				
Student Services				
Art Club	\$ -	\$ 148.20	\$ 148.20	\$ -
Black Student Union	-	13.49	13.49	-
Circle K Club	-	1,021.25	1,021.25	-
Construction and Welding	2,698.58	408.00	408.00	2,698.58
Culture Exchange Club	-	601.25	601.25	-
International Club	-	988.96	988.96	-
International Student Application Fee	7,789.57	3,450.00	1,641.20	9,598.37
Literature Club	-	702.06	702.06	-
Music Club	(1,000.00)	1,837.34	837.34	-
National Technical Honor Society	-	1,052.42	1,052.42	-
Noon Hour Basketball	1,640.13	900.00	-	2,540.13
Occupational Therapy Assistance	-	1,962.00	1,962.00	-
Occupational Therapy Assistance Appl	5,927.15	2,040.00	1,035.00	6,932.15
Panther Historian Club	-	823.97	823.97	-
Panther Players	-	541.20	541.20	-
Phi Beta Lambda	21.50	521.90	543.40	-
PN Chanute	17,710.99	19,315.30	15,756.05	21,270.24
PN Independence	5,911.58	-	-	5,911.58
PN Ottawa	49,994.35	34,470.00	21,330.43	63,133.92
Reading and Creative Writing Club	-	372.24	372.24	-
RSVP Fundraising Activities	9,912.84	3,602.94	4,035.77	9,480.01
Science & Math Club	-	599.16	599.16	-
Science Club-Ottawa	19.75	858.92	858.92	19.75
Science Fair	2,302.00	-	-	2,302.00
SEK Art Exhibition Consortium	501.08	-	-	501.08
SNO Chanute	2,382.00	998.20	998.20	2,382.00
SNO Ottawa	-	1,000.00	1,000.00	-
SSS Poster Machine	202.48	236.00	54.99	383.49
Surgical Technician Application Fee	8,933.02	3,741.50	3,061.35	9,613.17
Surgical Technician Uniform	391.88	-	-	391.88
Surgical Technology Club	-	225.67	225.67	-
YFU Cultural Activities	18,343.58	3,800.00	3,860.03	18,283.55
Total Student Services	133,682.48	86,231.97	64,472.55	155,441.90
Scholarships				
Endowment Foundation Scholarships	-	78,159.00	78,159.00	-
NCCC JUCO CLUB Scholarships	-	69,236.00	69,236.00	-
ESI Camp	5,474.27	550.00	810.14	5,214.13
Total Scholarship Accounts	5,474.27	147,945.00	148,205.14	5,214.13

NEOSHO COUNTY COMMUNITY COLLEGE

Chanute, Kansas

Schedule of Changes in Assets and Liabilities

All Agency Funds

For the Year Ended June 30, 2016

Account Name	Balance June 30, 2015	Additions	Deductions	Balance June 30, 2016
Other Student Accounts				
Building Fee Ottawa	\$ -	\$ 194,790.69	\$ 194,790.69	\$ -
Cash Over/ Under	-	22.84	22.84	-
Dorm Damages	-	3,142.25	3,142.25	-
Gate Receipts	-	570,974.00	570,974.00	-
In/Out GED Testing	(4,635.25)	1,330.00	4,553.90	(7,859.15)
In/Out Bookstore Payroll Deduction	-	9,736.78	4,329.42	5,407.36
In/Out Chanute	163.55	1,116.85	1,053.18	227.22
In/Out Insurance	388.21	25,560.99	26,020.86	(71.66)
In/Out Fines	-	1,830.13	1,830.13	-
In/Out Youth for Understanding	-	-	-	-
Incidental Computer Fee Chanute	215,867.48	1,813,591.69	1,932,517.69	96,941.48
Incidental Computer Fee Ottawa	59,936.00	119,272.00	87,503.00	91,705.00
Incidental Fee Chanute	-	324,729.00	324,729.00	-
Incidental Fee Ottawa	-	284,716.00	284,716.00	-
Incidental Fee Outreach	(0.10)	153,646.00	153,646.00	(0.10)
Library	3,440.40	330.52	-	3,770.92
NSF Check Fees	-	236.00	236.00	-
Out-District Fee	626,554.78	391,341.00	721,307.54	296,588.24
Payment Plan Administrative Fee	-	8,155.00	8,155.00	-
SB155 Tuition Waiver	-	185,604.00	185,604.00	-
Student Senate	-	30,532.94	30,532.94	-
Student Senate-Ottawa	-	5,425.47	5,425.47	-
Student Union Fee	-	56,111.00	56,111.00	-
Web Fee	1,560.00	351,668.48	353,228.48	-
Total Other Student Accounts	903,275.07	4,533,863.63	4,950,429.39	486,709.31
TOTAL ACTIVITY FUND	\$ 1,042,431.82	\$ 4,768,040.60	\$ 5,163,107.08	\$ 647,365.34
TOTAL - ALL AGENCY FUNDS				
Assets				
Cash and Investments	\$ 848,369.43	\$ 4,756,980.19	\$ 5,159,656.09	\$ 445,693.53
Other Receivables	194,991.08	206,051.49	194,991.08	206,051.49
TOTAL ASSETS	\$ 1,043,360.51	\$ 4,963,031.68	\$ 5,354,647.17	\$ 651,745.02
Liabilities				
Accounts Payable	\$ 928.69	\$ 4,379.68	\$ 928.69	\$ 4,379.68
Deposits Held For Others	1,042,431.82	4,768,040.60	5,166,558.07	647,365.34
TOTAL LIABILITIES	\$ 1,043,360.51	\$ 4,772,420.28	\$ 5,167,486.76	\$ 651,745.02

**NEOSHO COUNTY COMMUNITY COLLEGE
CHANUTE, KANSAS**

FEDERAL COMPLIANCE SECTION

For the Year Ended June 30, 2016

EIN NUMBER: 480698341
OPE ID NUMBER: 00193600
DUNS NUMBER: 789599172

COMPLIANCE ATTESTATION EXAMINATION
INCLUDING TITLE IV STUDENT FINANCIAL ASSISTANCE PROGRAMS

CHANUTE, KANSAS
OTTAWA, KANSAS
INDEPENDENCE, KANSAS
GARNETT, KANSAS
LAWRENCE, KANSAS

FEDERAL PELL GRANT PROGRAM (PELL) (84.063)
FEDERAL SUPPLEMENTAL EDUCATIONAL OPPORTUNITY GRANT (FSEOG) (84.007)
FEDERAL DIRECT STUDENT LOAN PROGRAM (DIRECT LOAN) (84.268)
FEDERAL WORK-STUDY PROGRAM (FWS) (84.033)
TRIO – TALENT SEARCH (TRIO – TALENT SEARCH) (84.044(a))
TRIO – STUDENT SUPPORT SERVICES (TRIO – SSS) (84.042(a))
TRIO – UPWARD BOUND (TRIO – UPWARD BOUND) (84.047(a))

AUDITOR INFORMATION SHEET

NEOSHO COUNTY COMMUNITY COLLEGE

800 W. 14th
CHANUTE, KANSAS 66720

EIN NUMBER: 480698341
OPE ID NUMBER: 00193600
DUNS NUMBER: 789599172

TELEPHONE: (620) 431-6222
FAX: (620) 431-0082

PRESIDENT: Dr. Brian Inbody
CONTACT PERSON & TITLE: Sondra K. Solander, Chief Financial Officer

LEAD AUDITOR: Neil L. Phillips, CPA
EMAIL ADDRESS: nphillips@jgppa.com
LICENSE NUMBER & HOME STATE: 651 KS
FIRM'S NAME & ADDRESS: JARRED, GILMORE & PHILLIPS, PA
Certified Public Accountants
1815 S. Santa Fe
PO Box 779
Chanute, Kansas 66720
FIRM'S FEDERAL ID NUMBER : 20-3906022
TELEPHONE: (620) 431-6342
FAX: (620) 431-0724

PROGRAMS EXAMINED:	PELL	84.063
	FSEOG	84.007
	DIRECT LOAN	84.268
	FWS	84.033
	TRIO - Talent Search	84.044(a)
	TRIO - SSS	84.042(a)
	TRIO - Upward Bound	84.047(a)

For the Award Year that ended during the institution's fiscal year, the percentage of:

Correspondence courses to total courses	NONE
Regular students enrolled in correspondence courses	NONE
Regular students that are incarcerated	NONE
Regular students enrolled based on ability to benefit	NONE
For short term programs—	
Completion	N/A
Placement	N/A

The campuses/locations considered as part of this entity and covered or excluded by this examination are:

ALL LOCATIONS	> 50% OF PROGRAM OFFERED @ SITE	LOCATION ON ELIGIBILITY LETTER	TO ED PRIOR TO OFFERING INSTRUCTION	DATE OPENED	DATE CLOSED	DATE OF CPA'S LAST VISIT	EXCLUSION REASON
Chanute, KS	Yes	Yes	Yes	1936	N/A	2016	N/A
Ottawa, KS	Yes	Yes	Yes	1991	N/A	2016	N/A
Independence, KS	Yes	Yes	Yes	2007	N/A	2016	N/A
Garnett, KS	Yes	Yes	Yes	2013	N/A	2016	N/A
Lawrence, KS	Yes	Yes	Yes	2016	N/A	2016	N/A

Institution's Primary Accrediting Organization: North Central Association of Colleges and Schools

The College does not use a servicer.

Records for the accounting and administration of the SFA Programs are located at:

NEOSHO COUNTY COMMUNITY COLLEGE
 800 W. 14th
 CHANUTE, KANSAS 66720

For Close-Out Examination only:
 None

NEOSHO COUNTY COMMUNITY COLLEGE
 Chanute, Kansas
 Schedule of Expenditures of Federal Awards
 For the Year Ended June 30, 2016

FEDERAL GRANTOR/ PASS THROUGH GRANTOR/ PROGRAM TITLE	Pass-Through Entity Identifying Number	FEDERAL CFDA NUMBER	DISBURSE- MENTS/ EXPENDITURES
<u>CORPORATION FOR NATIONAL AND COMMUNITY SERVICE</u>			
Direct Programs:			
Retired and Senior Volunteer Program	N/A	94.002	\$ 52,719.51
Total Corporation for National and Community Service			52,719.51
<u>U.S. DEPARTMENT OF EDUCATION</u>			
Direct Programs:			
Student Financial Aid Cluster			
Federal Supplemental Education Opportunity	N/A	84.007	32,944.00
Federal Direct Student Loan Program	N/A	84.268	2,353,483.00
Federal Work-Study Program	N/A	84.033	36,068.69
Federal Work-Study Program - Admin	N/A	84.033	168.00
		Total 84.033	36,236.69
Federal Pell Grant	N/A	84.063	2,445,734.00
Federal Pell Grant - Admin	N/A	84.063	3,195.00
		Total 84.063	2,448,929.00
Total Student Financial Aid Cluster			(M) 4,871,592.69
TRIO Cluster			
TRIO - Talent Search	N/A	84.044(a)	282,645.91
TRIO - Student Support Services	N/A	84.042(a)	263,610.02
TRIO - Upward Bound	N/A	84.047(a)	271,113.59
Total TRIO Cluster			(M) 817,369.52
Passed through the State of Kansas Department of Education			
Adult Basic Education Program	Fy14--ABE	84.002	229,049.28
College Access Challenge Grant	P378A140016	84.378A	3,873.21

Schedule 11 (Continued)

NEOSHO COUNTY COMMUNITY COLLEGE
 Chanute, Kansas
 Schedule of Expenditures of Federal Awards
 For the Year Ended June 30, 2016

FEDERAL GRANTOR/ PASS THROUGH GRANTOR/ PROGRAM TITLE	Pass-Through Entity Identifying Number	FEDERAL CFDA NUMBER	DISBURSE- MENTS/ EXPENDITURES
<u>U.S. DEPARTMENT OF EDUCATION (Continued)</u>			
Passed through the State of Kansas Department of Education			
Carl Perkins Vocational Education Grants:			
Program Improvement	Fy15-Carl Perkins	84.048	\$ 125,071.00
Leadership	Fy15-Carl Perkins	84.048	2,903.11
	Total 84.048		<u>127,974.11</u>
Total U.S. Department of Education			<u>6,049,858.81</u>
<u>U.S. DEPARTMENT OF LABOR</u>			
Passed through Heartland Works, Inc.			
WIA/WIOA Youth Activities	WIOAY-15-04	17.259	130,281.84
Total U.S. Department of Labor			<u>130,281.84</u>
<u>U.S. DEPARTMENT OF AGRICULTURE</u>			
Passed through the Kansas Department of Education			
Summer Food Service Program for Children	J0816	10.559	6,788.95
Total U.S. Department of Agriculture			<u>6,788.95</u>
FEDERAL ASSISTANCE TOTALS			<u>\$ 6,239,649.11</u>

NOTE A -- BASIS OF PRESENTATION

This schedule has been prepared in accordance with accounting principles generally accepted in the United States of America. Revenues are recorded when earned. Expenditures are recorded when goods or services are received.

NOTE B -- INDIRECT COST RATE

Neosho County Community College did not elect to use the 10% de minimis cost rate.

(M) Major Program

JARRED, GILMORE & PHILLIPS, PA
CERTIFIED PUBLIC ACCOUNTANTS

**INDEPENDENT AUDITORS' REPORT ON INTERNAL CONTROL OVER FINANCIAL
REPORTING AND ON COMPLIANCE AND OTHER MATTERS BASED ON AN AUDIT OF
FINANCIAL STATEMENTS PERFORMED IN ACCORDANCE WITH GOVERNMENT
AUDITING STANDARDS**

Board of Trustees
Neosho County Community College
Chanute, Kansas

We have audited, in accordance with the auditing standards generally accepted in the United States of America and the standards applicable to financial audits contained in *Government Auditing Standards* issued by the Comptroller General of the United States, the financial statements of the Neosho County Community College, as of and for the year ended June 30, 2016, and the related notes to the financial statements, which collectively comprise the Neosho County Community College's basic financial statements, and have issued our report thereon dated January 27, 2017.

Internal Control over Financial Reporting

In planning and performing our audit of the financial statements, we considered the Neosho County Community College's internal control over financial reporting (internal control) to determine the audit procedures that are appropriate in the circumstances for the purpose of expressing our opinions on the financial statements, but not for the purpose of expressing an opinion on the effectiveness of the Neosho County Community College's internal control. Accordingly, we do not express an opinion on the effectiveness of the Neosho County Community College's internal control.

A *deficiency in internal control* exists when the design or operation of a control does not allow management or employees, in the normal course of performing their assigned functions, to prevent, or detect and correct, misstatements on a timely basis. A *material weakness* is a deficiency, or a combination of deficiencies, in internal control, such that there is a reasonable possibility that a material misstatement of the College's financial statements will not be prevented, or detected and corrected on a timely basis. A *significant deficiency* is a deficiency, or a combination of deficiencies, in internal control that is less severe than a material weakness, yet important enough to merit attention by those charged with governance.

Our consideration of internal control was for the limited purpose described in the first paragraph of this section and was not designed to identify all deficiencies in internal control that might be material weaknesses or, significant deficiencies. Given these limitations, during our audit we did not identify any deficiencies in internal control that we consider to be material weaknesses. However, material weaknesses may exist that have not been identified.

Compliance and Other Matters

As part of obtaining reasonable assurance about whether the Neosho County Community College's financial statements are free from material misstatement, we performed tests of its compliance with certain provisions of laws, regulations, contracts, and grant agreements, noncompliance with which could have a direct and material effect on the determination of financial statement amounts. However, providing an opinion on compliance with those provisions was not an objective of our audit, and accordingly, we do not express such an opinion. The results of our tests disclosed no instances of noncompliance or other matters that are required to be reported under *Government Auditing Standards*.

Purpose of this Report

The purpose of this report is solely to describe the scope of our testing of internal control and compliance and the results of that testing, and not to provide an opinion on the effectiveness of the College's internal control or on compliance. This report is an integral part of an audit performed in accordance with *Government Auditing Standards* in considering the College's internal control and compliance. Accordingly, this communication is not suitable for any other purpose.



JARRED, GILMORE & PHILLIPS, PA
Certified Public Accountants

Chanute, Kansas
January 27, 2017

JARRED, GILMORE & PHILLIPS, PA
CERTIFIED PUBLIC ACCOUNTANTS

**INDEPENDENT AUDITORS' REPORT ON COMPLIANCE FOR EACH
MAJOR PROGRAM AND ON INTERNAL CONTROL OVER COMPLIANCE
REQUIRED BY THE UNIFORM GUIDANCE**

Board of Trustees
Neosho County Community College
Chanute, Kansas

Report on Compliance for Each Major Federal Program

We have audited the Neosho County Community College's compliance with the types of compliance requirements described in the OMB Compliance Supplement that could have direct and material effect on each of the Neosho County Community College's major federal programs for the year ended June 30, 2016. Neosho County Community College's major federal programs are identified in the summary of auditors' results section of the accompanying schedule of findings and questioned costs.

Management's Responsibility

Management is responsible for compliance with the requirements of federal statutes, regulations, and the terms and conditions of its federal awards applicable to its federal programs.

Auditors' Responsibility

Our responsibility is to express an opinion on compliance for each of Neosho County Community College's major federal programs based on our audit of the types of compliance requirements referred to above. We conducted our audit of compliance in accordance with auditing standards generally accepted in the United States of America; the standards applicable to financial audits contained in *Government Auditing Standards*, issued by the Comptroller General of the United States; and the audit requirements of Title 2 U.S. Code of Federal Regulations Part 200, *Uniform Administrative Requirements, Cost Principles, and Audit Requirements for Federal Awards* (Uniform Guidance). Those standards and the Uniform Guidance require that we plan and perform the audit to obtain reasonable assurance about whether noncompliance with the types of compliance requirements referred to above that could have a direct and material effect on a major federal program occurred. An audit includes examining, on a test basis, evidence about Neosho County Community College's compliance with those requirements and performing such other procedures as we considered necessary in the circumstances.

We believe that our audit provides a reasonable basis for our opinion on compliance for each major federal program. However, our audit does not provide a legal determination of Neosho County Community College's compliance.

Basis for Qualified Opinion on the Student Financial Aid Cluster

As described in the accompanying schedule of findings and questioned costs, Neosho County Community College did not comply with requirements regarding CFDA 84.007 Federal Supplemental Educational Opportunity Grants, CFDA 84.033 Federal Work-Study Program, CFDA 84.063 Federal Pell Grant Program, and CFDA 84.268 Federal Direct Student Loans as described in finding numbers 2016-001 and 2016-002 for Special Tests and Provisions. Compliance with such requirements is necessary, in our opinion, for Neosho County Community College to comply with the requirements applicable to that program.

Qualified Opinion on the Student Financial Aid Cluster

In our opinion, except for the noncompliance described in the Basis for Qualified Opinion paragraph, Neosho County Community College complied, in all material respects, with the types of compliance requirements referred to above that could have a direct and material effect on the Student Financial Aid Cluster for the year ended June 30, 2016.

Unmodified Opinion on the Other Major Federal Program

In our opinion, Neosho County Community College complied, in all material respects, with the types of compliance requirements referred to above that could have a direct and material effect on the other major federal program identified in the summary of auditors' results section of the accompanying schedule of findings and questioned costs for the year ended June 30, 2016.

Other Matters

Neosho County Community College's response to the noncompliance findings identified in our audit is described in the accompanying corrective action plan. Neosho County Community College's response was not subjected to the auditing procedures applied in the audit of compliance and, accordingly, we express no opinion on the response.

Report on Internal Control over Compliance

Management of the Neosho County Community College, is responsible for establishing and maintaining effective internal control over compliance with the types of compliance requirements referred to above. In planning and performing our audit of compliance, we considered the Neosho County Community College's internal control over compliance with the types of requirements that could have a direct and material effect on each major federal program to determine the auditing procedures that are appropriate in the circumstances for the purpose of expressing an opinion on compliance for each major federal program and to test and report on internal control over compliance in accordance with the Uniform Guidance, but not for the purpose of expressing an opinion on the effectiveness of internal control over compliance. Accordingly, we do not express an opinion on the effectiveness of the Neosho County Community College's internal control over compliance.

Our consideration of internal control over compliance was for the limited purpose described in the preceding paragraph and was not designed to identify all deficiencies in internal control over compliance that might be material weaknesses or significant deficiencies and therefore, material weaknesses or significant deficiencies may exist that were not identified. However, as discussed below, we identified certain deficiencies in internal control over compliance that we consider to be material weaknesses and significant deficiencies.

A deficiency in internal control over compliance exists when the design or operation of a control over compliance does not allow management or employees, in the normal course of performing their assigned functions, to prevent, or detect and correct, noncompliance with a type of compliance requirement of a federal program on a timely basis. A *material weakness in internal control over compliance* is a deficiency, or combination of deficiencies, in internal control over compliance, such that there is a reasonable possibility that material noncompliance with a type of compliance requirement of a federal program will not be prevented, or detected and corrected, on a timely basis. We consider the deficiencies in internal control over compliance described in the accompanying schedule of findings and questioned costs as items 2016-001 and 2016-002 to be material weaknesses.

A significant deficiency in internal control over compliance is a deficiency, or a combination of deficiencies, in internal control over compliance with a type of compliance requirement of a federal program that is less severe than a material weakness in internal control over compliance, yet important enough to merit attention by those charged with governance.

Neosho County Community College's response to the internal control over compliance findings identified in our audit is described in the accompanying corrective action plan. Neosho County Community College's response was not subjected to the auditing procedures applied in the audit of compliance and, accordingly, we express no opinion on the response.

Purpose of this Report

The purpose of this report on internal control over compliance is solely to describe the scope of our testing of internal control over compliance and the results of that testing based on the requirements of the Uniform Guidance. Accordingly, this report is not suitable for any other purpose.



JARRED, GILMORE & PHILLIPS, PA
Certified Public Accountants

Chanute, Kansas
January 27, 2017

NEOSHO COUNTY COMMUNITY COLLEGE
Chanute, Kansas

Schedule of Findings and Questioned Costs
For the Year Ended June 30, 2016

I. SUMMARY OF AUDITORS' RESULTS

Financial Statements:

The auditors' report expresses an unmodified opinion on the basic financial statements of Neosho County Community College.

Internal Control over Financial Reporting:

Material weakness(es) identified?	_____	Yes	_____	<u>X</u>	No
Significant deficiency(ies) identified?	_____	Yes	_____	<u>X</u>	None Reported
Noncompliance or other matters required to be reported under <i>Government Auditing Standards</i>	_____	Yes	_____	<u>X</u>	No

Federal Awards:

Internal control over major programs:					
Material weakness(es) identified?	_____	<u>X</u>	Yes	_____	No
Significant deficiency(ies) identified?	_____	Yes	_____	<u>X</u>	None Reported

The auditors' report on compliance for the major federal award programs for Neosho County Community College expresses a qualified opinion.

Any audit findings disclosed that are required to be reported in accordance with Uniform Guidance? X Yes _____ No

Identification of major programs:

U.S. DEPARTMENT OF EDUCATION

- Student Financial Aid Cluster
 - Federal Pell Grant Program – CFDA No. 84.063
 - Federal Supplemental Educational Opportunity Grant – CFDA No. 84.007
 - Federal Work-Study Program – CFDA No. 84.033
 - Federal Direct Student Loan Program – CFDA No. 84.268
- TRIO Cluster
 - TRIO- Talent Search – CFDA No. 84.044(a)
 - TRIO – Student Support Services – CFDA No. 84.042(a)
 - TRIO – Upward Bound – CFDA No. 84.047(a)

The threshold for distinguishing Types A and B programs was \$750,000.00.

Auditee qualified as a low risk auditee? X Yes _____ No

NEOSHO COUNTY COMMUNITY COLLEGE
Chanute, Kansas

Schedule of Findings and Questioned Costs
(Continued)
For the Year Ended June 30, 2016

II. FINANCIAL STATEMENT FINDINGS

NONE

III. FEDERAL AWARD FINDINGS AND QUESTIONED COSTS

Finding: 2016-001 – Special Tests and Provisions - Verification

Information of Federal Program:

Student Financial Aid Cluster

Federal Pell Grant Program – CFDA No. 84.063

Federal Direct Student Loans – CFDA No. 84.268

Federal Supplemental Educational Opportunity Grant – CFDA No. 84.007

Federal Work-Study Program – CFDA No. 84.033

Criteria:

Written policies and procedures are required to be established that incorporate the provisions of 34 CFR sections 668.51 through 668.61 for verifying applicant information. The College shall require each applicant whose application is selected by the central processor, based on edits specified by ED, to verify the information specified in 34 CFR section 668.56.

Condition:

During our testing of the verification process, it was noted that Neosho County Community College does not have adequate controls in place to document compliance with the verification process.

Effect:

The deficiencies in the design and operation of the internal controls in this area could result in the improper awarding of financial aid.

Cause:

The College did not have proper procedures in place that allowed for the verification of all files identified by the central processor.

Recommendation:

Policies and procedures should be written to provide internal control over the verification of student files. We recommend the College establish a filing process that allows all applications selected for verification to be verified before financial aid is awarded and all documentation is kept on file to support amounts verified.

Views of responsible officials and planned corrective action:

See the Corrective Action Plan on page 56 of the current year audit.

NEOSHO COUNTY COMMUNITY COLLEGE
Chanute, Kansas

Schedule of Findings and Questioned Costs
(Continued)
For the Year Ended June 30, 2016

III. FEDERAL AWARD FINDINGS AND QUESTIONED COSTS (Continued)

Finding: 2016-002 – Special Tests and Provisions – Return of Title IV Funds

Information of Federal Program:

Student Financial Aid Cluster

Federal Pell Grant Program – CFDA No. 84.063

Federal Direct Student Loans – CFDA No. 84.268

Federal Supplemental Educational Opportunity Grant – CFDA No. 84.007

Federal Work-Study Program – CFDA No. 84.033

Academic Competitiveness Grant – CFDA No. 84.375

Criteria:

When a recipient of Title IV grant or loan assistance does not begin attendance at an institution during a payment period or period of enrollment, all disbursed Title IV grant and loan funds must be returned. The institution must determine which Title IV funds it must return or if it has to notify the lender or the Secretary to issue a final demand letter (34 CFR section 668.21).

Condition:

During the testing of the return of Title IV funds, it was noted 2 of 40 tested refunds were not calculated correctly and an incorrect amount was returned.

Effect:

The institution kept Federal funds longer than allowed by Title IV regulations.

Cause:

The College did not have proper procedures in place to ensure amounts calculated, and support used for institutional charges, on the Return to Title IV (R2T4) forms were correct, which resulted in funds not being returned.

Recommendation:

Policies and procedures should be written to ensure accurate information is used in calculating amounts on R2T4 forms. We recommend the College establish a self-assessment by reviewing a sample of student files and recalculating and testing calculation inputs.

Views of responsible officials and planned corrective action:

See the Corrective Action Plan on page 56 of the current year audit.

NEOSHO COUNTY COMMUNITY COLLEGE
Chanute, Kansas

Schedule of Resolution of Prior Year's Findings and Questioned Costs
For the Year Ended June 30, 2016

None

NEOSHO COUNTY COMMUNITY COLLEGE

Corrective Action Plan

January 27, 2017

Cognizant or Oversight Agency for Audit

Neosho County Community College respectfully submits the following corrective action plan for the year ended June 30, 2016.

Name and Address of independent public accounting firm: Jarred, Gilmore, and Phillips, PA, P.O. Box 779
1815 S Santa Fe, Chanute, Kansas 66720.

Audit period: Year ended June 30, 2016.

The findings from the January 27, 2017 schedule of findings and questioned costs are discussed below. The findings are numbered consistently with the numbers assigned in the schedule.

Finding: 2016-001- Special Tests and Provisions- Verification

Condition: During our testing of the verification process, it was noted that Neosho County Community College does not have adequate controls in place to document compliance with the verification process.

Recommendation: Policies and procedures should be written to provide internal control over the verification of student files. We recommend the college establish a filing process that allows all applications selected for verification to be verified before financial aid is awarded and all documentation is kept on file to support amounts verified.

Views of responsible officials and planned corrective action:

Since year end the financial aid office has held a training for financial aid verification. Staff has been trained on the verification process. The financial aid office has implemented a multi check process for each financial aid verification file. Beginning with the 2016-2017 award year each verification file will be checked and signed off on by at least two financial aid employees. PowerFaid's will also be used to process financial aid and verify data. Financial aid will not be awarded or disbursed until the verification process is completed for the student.

Finding: 2016-002- Special Tests and Provisions- Return to Title IV Funds

Condition: During our testing of return of Title IV funds, it was noted 2 of 40 tested refunds were not calculated correctly and an incorrect amount was returned.

Recommendation: Policies and procedures should be written to ensure accurate information is used in calculating amounts on R2T4 forms. We recommend the college establish a self-assessment by reviewing a sample of student files and recalculating and testing calculation inputs.

Views of responsible officials and planned corrective action:

All Return to Title IV fund calculations will be checked with at least two people to avoid any miscalculation of charges. NCCC will also work with Powerfaids for Return to title IV calculations to minimize the chance of human error, and increase controls over the return of funds.

If the Oversight Agency for Audit has questions regarding this plan, please call Sondra Solander, Chief Financial Officer, at (620) 432-0303.

Sincerely,

Neosho County Community College

Neosho County Community College

www.neosho.edu

KS Only: 800.729.6222

Chanute Campus

800 W. 14th Street

Chanute, KS 66720

P: 620.431.2820

F: 620.431.0082

Ottawa Campus

900 E. Logan Street

Ottawa, KS 66067

P: 785.242.2067

F: 785.242.2068

Online Campus

P: 620.431.2820