

**NEOSHO COUNTY  
COMMUNITY COLLEGE**  
Chanute, Kansas

Independent Auditors' Report and  
Financial Statements with  
Supplemental Information

For the Year Ended June 30, 2013

**NEOSHO COUNTY COMMUNITY COLLEGE**  
Chanute, Kansas

**TABLE OF CONTENTS**

		PAGE NUMBER
Management’s Discussion and Analysis .....		i - ix
Independent Auditors' Report .....		1-3
Financial Statements:		
Statement of Net position.....		4
Statement of Revenues, Expenses, and Changes in Net position.....		5
Statement of Cash Flows .....		6-7
Notes to Financial Statements .....		8-27
	SCHEDULE NUMBER	
REQUIRED SUPPLEMENTAL INFORMATION		
Schedule of Funding Progress.....	1	28
SUPPLEMENTAL INFORMATION:		
Combining Schedule of Net position – Primary Institution.....	2	29-30
Combining Schedule of Revenues, Expenses, and Changes in Net position – Primary Institution .....	3	31-32
Schedules of Revenues, Expenditures, and Changes in Unencumbered Cash - Budget and Actual (Budget Basis):		
All Budgeted Funds - Current Funds – Unrestricted		
General Fund.....	4	33-34
Postsecondary Technical Education Fund .....	5	35
Adult Education Fund .....	6	36-37
Adult Supplemental Education Fund .....	7	38
Auxiliary Enterprise Funds .....	8	39
Plant Funds:		
Unexpended (Capital Outlay) Fund .....	9	40
Retirement of Indebtedness (Bond and Interest) Fund .....	10	41
Schedule of Changes in Assets and Liabilities – All Agency Funds .....	11	42-44

**NEOSHO COUNTY COMMUNITY COLLEGE**  
Chanute, Kansas

**TABLE OF CONTENTS**

(Continued)

	Schedule Number	Page Number
Auditor Information Sheet .....		45-46
Schedule of Expenditures of Federal Awards .....	12	47-48
Independent Auditors' Report on Internal Control Over Financial Reporting and on Compliance and Other Matters Based on an Audit of Financial Statements Performed in Accordance with <i>Government Auditing Standards</i> .....		49-50
Independent Auditors' Report on Compliance for Each Major Program and on Internal Control Over Compliance Required by OMB Circular A-133.....		51-52
Schedule of Findings and Questioned Costs .....	13	53-54
Schedule of Resolution of Prior Year's Findings and Questioned Costs .....	14	55

## **Management's Discussion and Analysis**

### **Introduction:**

The following discussion and analysis of the financial performance and activity of Neosho County Community College (The College) is to provide an introduction to and an understanding of the basic financial statements of the College for the year ended June 30, 2013 with selected comparative information for the year ended June 30, 2012. This discussion focuses on the current activities, resulting changes, and currently known facts. This discussion should be read in conjunction with the College's basic financial statements and the footnotes to those financial statements. The College is solely responsible for the completeness of this information.

### **Using the Annual Report:**

GASB 34 required a change in the way financial information is presented for state and local governments. GASB 35 merely amends GASB 34 and makes it apply to public colleges and universities. The purpose of GASB 34/35 is to make the financial statement presentation of public entities more closely resemble or emulate that of non-public for-profit enterprises. The hope is that it will "enhance the understandability of the general purpose external financial reports." One way the new model will enhance understandability is by bringing the activities under one consolidated total known as the Government-Wide Financial Statements. The annual financial report will include the basic financial statements and required supplementary information.

#### Basic financial statements are comprised of two parts:

1. Basic Financial Statements – These include Statement of Net Position; Statement of Revenues, Expenses, and Changes in Net Position; Statement of Cash Flows. These statements present the results on a single measurement focus and basis of accounting.
2. The Notes to the Basic Financial Statements are an integral and essential portion of the financial statements.

#### Required Supplementary Information:

Management Discussion & Analysis (MD&A) - This is information that is required by standards to be presented but is not part of the basic financial statements.

The purpose for conversion to the GASB 34/35 model is usability and understandability.

### **Highlights to the Financial Statements:**

Neosho County Community College completed a solid performance for the fiscal year ended June 30, 2013. At year end, the College's position exceeded its liabilities by \$7,977,381. Of this amount, \$4,669,260 is classified as unrestricted net position. This unrestricted net position may be used to meet the College's ongoing obligations. Revenue was up in almost all categories and cash and fund balances increased or remained approximately equal to the 2012 level in almost all funds. Total credit hours generated in 2013 were 50,040. While funding levels will be a concern for the College into the foreseeable future, since our three major sources of revenue are dependent upon student enrollment, state aid appropriations and assessed property valuation, the revenues in the 2013 year helped to maintain the College's strong financial condition.

**Statement of Net Position**

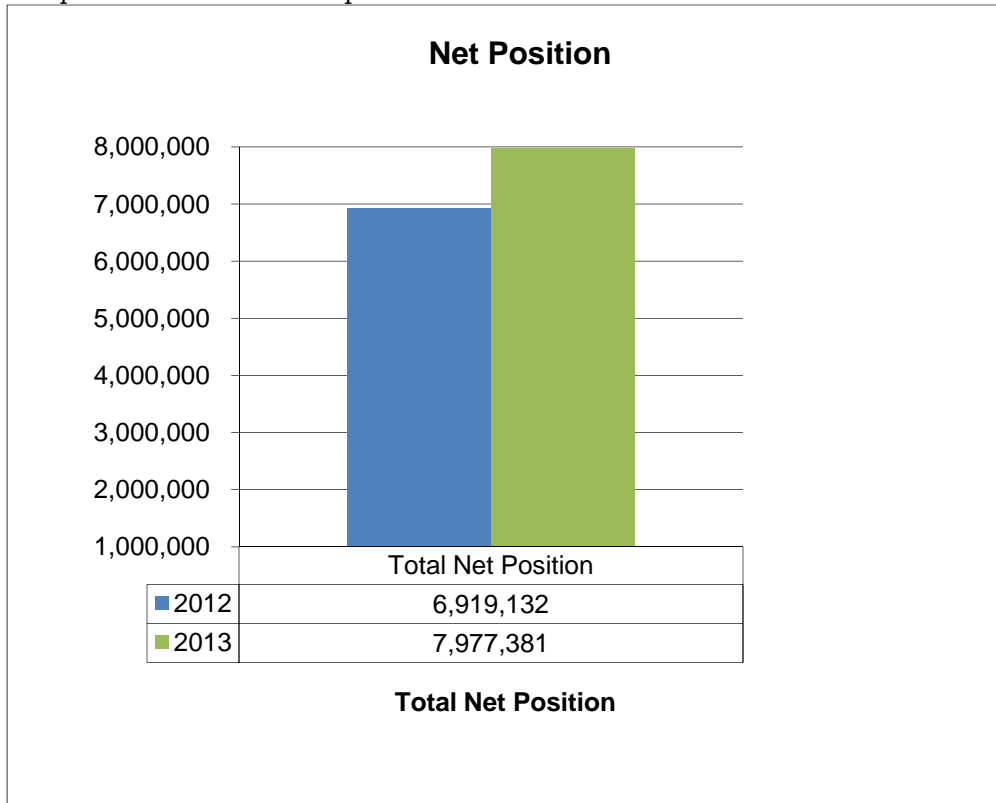
The statement of net position presents the assets, liabilities, and net position of the College at June 30, 2013. The purpose of the statement of net position is to present the financial condition of the College.

The assets and liabilities are categorized between current and noncurrent. Noncurrent assets are externally restricted cash and investments restricted to make debt service payments, maintain sinking or reserve funds, or to purchase or construct capital or other noncurrent assets, such as capital assets. Noncurrent liabilities include (1) principal amounts of revenue bonds payable, notes payable, and capital lease obligations with contractual maturities greater than one year; (2) estimated amounts for accrued compensated absences and other liabilities that will not be paid within the next fiscal year; or (3) other liabilities that although payable within one year, are to be paid from funds that are classified as noncurrent assets. The College's current assets consist primarily of cash, short-term investments and accounts receivables, while noncurrent assets consist mainly of capital assets.

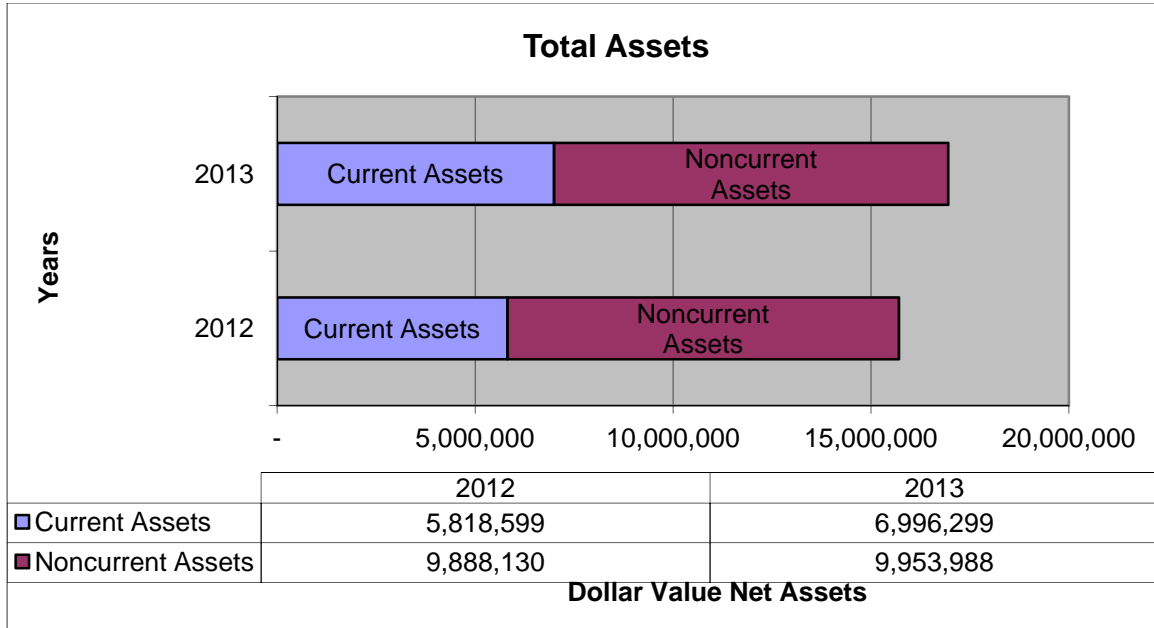
**Comparison of Position – Fiscal Year 2012 to 2013**

Net position is presented in three major categories. The first is invested in capital assets, net of related debt, which represents the College's equity in its property, plant, and equipment. The second is restricted and the third is unrestricted. Net position increased during the current fiscal year from \$6,919,132 to \$7,977,381 for a total increase of \$1,058,249; on a percentage basis this is a 15.29% increase.

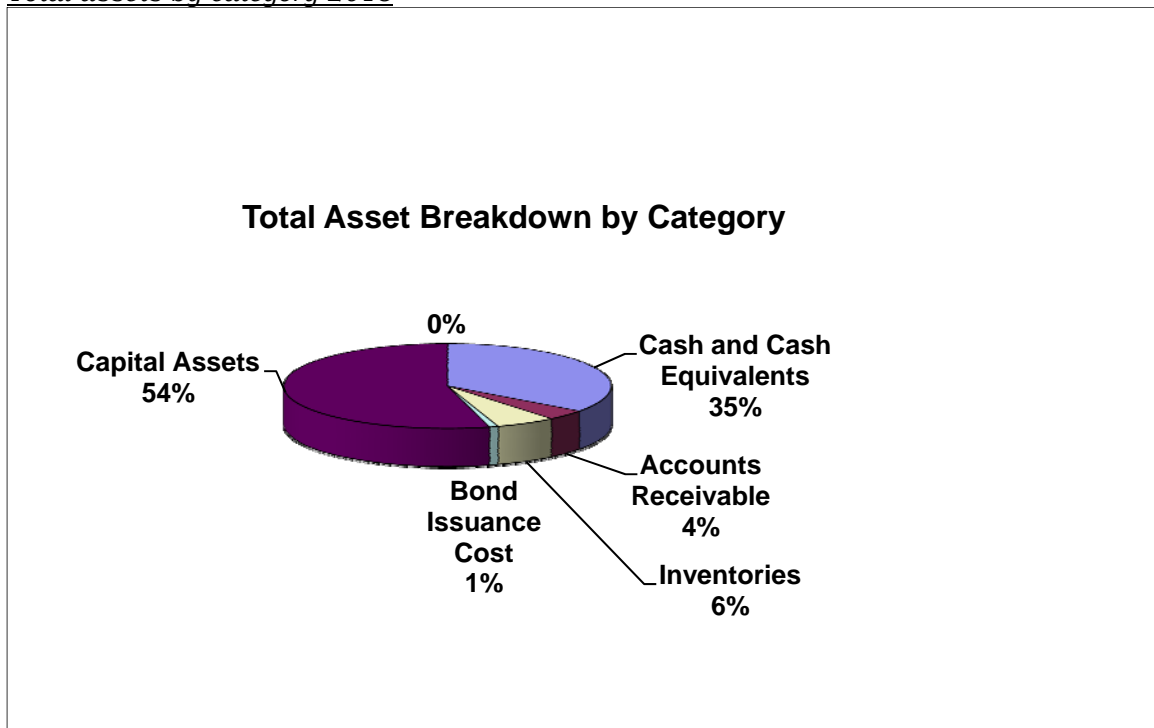
Net position for 2012 compared to 2013:



Total breakdown of assets between current and noncurrent classification is as follows:



*Total assets by category 2013*



Neosho County Community College  
 Management's Discussion and Analysis  
 Fiscal year ended June 30, 2013

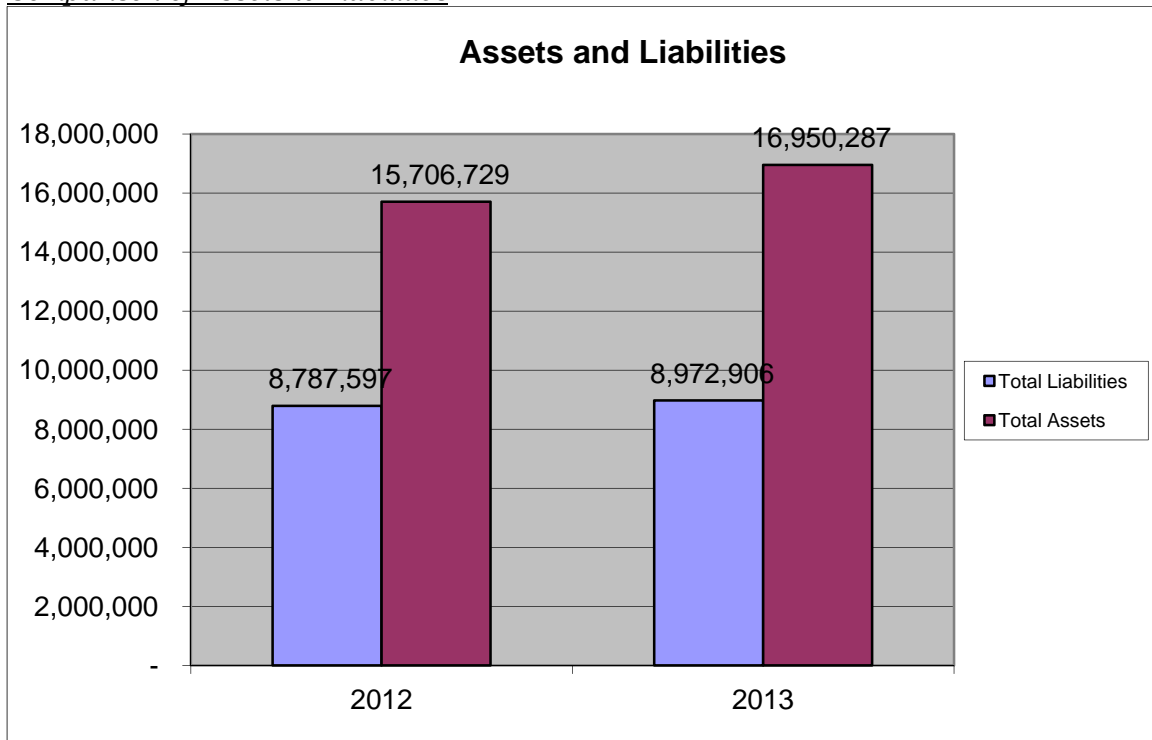
Of the \$16,950,287 in total assets, approximately 35% are in cash and cash equivalents. Capital assets represent 54% of total assets.

*Comparison of Liabilities – Fiscal Year 2012 to 2013*

	2012	% Total 2012	2013	% Total 2013
Current Liabilities	1,594,641	18.15%	2,043,034	22.77%
Noncurrent Liabilities	7,192,955	81.85%	6,929,872	77.23%
Total Liabilities	8,787,596	100.00%	8,972,906	100.00%

The liabilities are categorized between current and noncurrent. For example, the College's current liabilities consist primarily of accounts payable, accrued liabilities, deferred revenue and the current portion of revenue bonds payable. The noncurrent liabilities portion is due to the College's 2005 and 2010 series revenue bonds and capital lease payable. The bond refinancing was completed in March of 2005 and December 2010 served two primary purposes; 1) to reduce the bond payment amount and; 2) to take advantage of historically low interest rates.

*Comparison of Assets to Liabilities*



Total liabilities increased \$185,309 from \$8,787,597 in 2012 to \$8,972,906 in 2013. This represents a 2.11% increase in total liabilities. Assets increased \$1,243,558 from \$15,706,729 to \$16,950,287 for a 7.92% increase. The asset to liability ratio was 1.79 (\$15,706,729/\$8,787,597) in 2012 and 1.89 (\$16,950,287/8,972,906) in 2013. In summary, assets increased \$1,243,558 while liabilities increased by \$185,309.

**Statement of Revenues, Expenses and Changes in Net Position**

The statement of revenues, expenses, and changes in net position present the College's financial results for the fiscal year ending June 30, 2013. The statements include the College's revenue and expenses, both operating and nonoperating.

Operating revenues and expenses are those for which the College directly exchanges goods and services. Nonoperating revenues and expenses are those that exclude specific goods and services. Examples of nonoperating revenues would be County property tax revenue and state aid; whereby local and state taxpayers do not directly receive goods and services from the College.

**Results of Operations Fiscal Year 2013**

	2012	% Total 2012	2013	% Total 2013
Student tuition and fees	4,282,963	20.30%	3,727,308	17.40%
Federal grants and contracts	6,075,049	28.79%	5,610,418	26.19%
State grants and contracts	971,680	4.60%	1,091,677	5.10%
Auxiliary enterprises	2,134,355	10.11%	2,334,329	10.90%
State appropriations	2,517,148	11.93%	2,861,445	13.36%
Property taxes	4,721,302	22.37%	5,288,471	24.69%
Other revenue	398,485	1.89%	508,407	2.37%
Total revenue	21,100,982	100.00%	21,422,055	100.00%

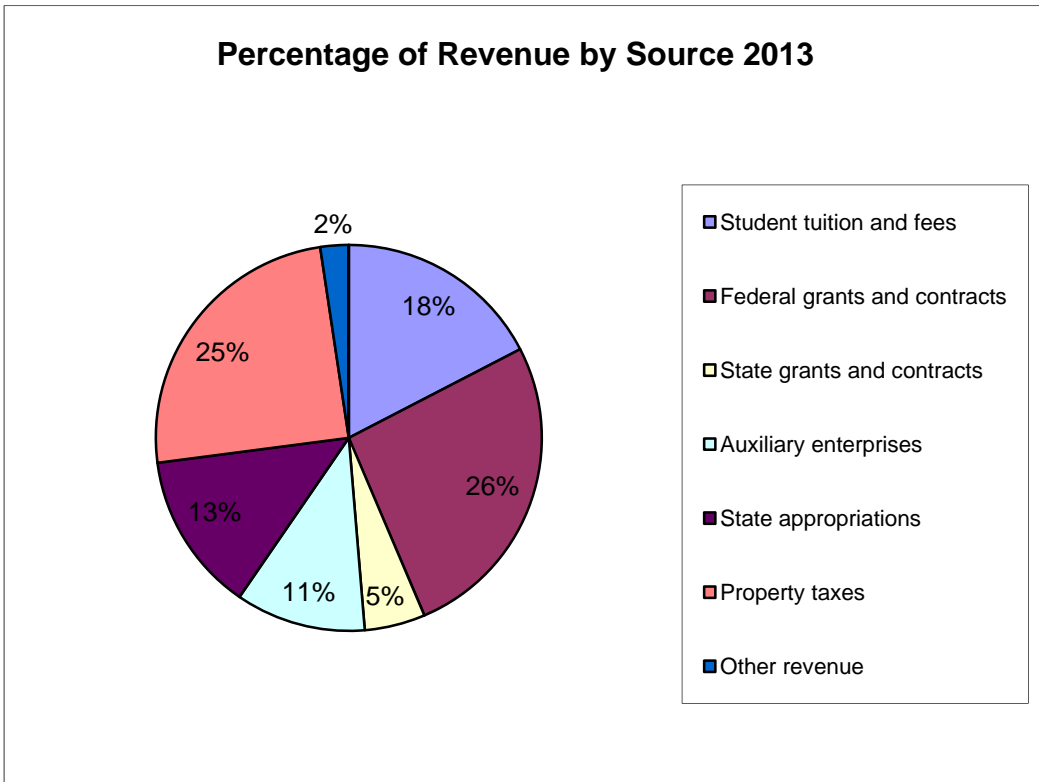
**Revenue**

Detail of the 2012 and 2013 expenditures:

Components and sources of revenue:

Neosho County Community College receives revenue from five major sources. They are: The State of Kansas; Federal Government; students, in the form of tuition and fees; local taxpayers, by way of property taxes; and through business style auxiliary enterprises. The percentage of state appropriation increased 1.43% and the percentage of student tuition and fees decreased 2.90% in 2013.

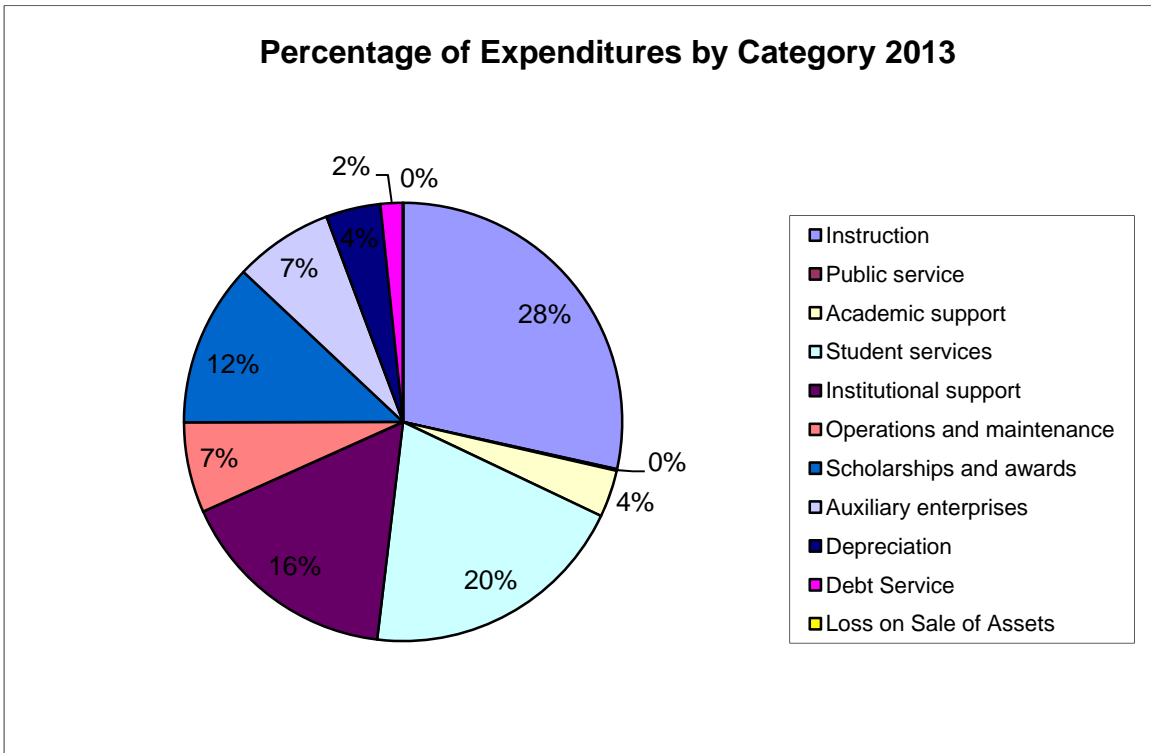




Expenditures

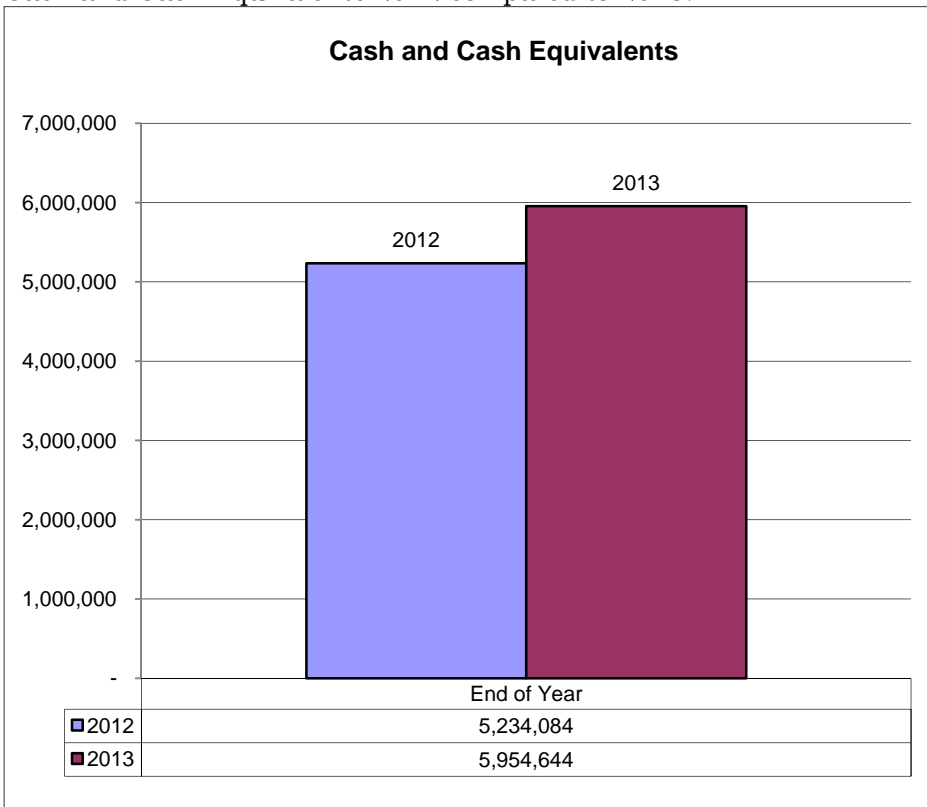
Detail of the 2012 and 2013 Education and General expenditures:

	2012	% Total 2012	2013	% Total 2013
Instruction	5,148,000	25.21%	5,794,674	28.46%
Public service	25,793	0.13%	26,070	0.13%
Academic support	634,432	3.11%	706,910	3.47%
Student services	4,063,960	19.90%	4,040,697	19.84%
Institutional support	3,674,292	17.99%	3,338,893	16.40%
Operations and maintenance	1,673,306	8.19%	1,359,876	6.68%
Scholarships and awards	2,476,636	12.13%	2,450,616	12.03%
Auxiliary enterprises	1,569,613	7.69%	1,486,999	7.30%
Depreciation	802,514	3.93%	821,916	4.04%
Debt Service	353,911	1.73%	337,156	1.66%
Loss on Sale of Assets	-	0.00%	-	0.00%
<b>Total expenditures</b>	<b>20,422,457</b>	<b>100.00%</b>	<b>20,363,807</b>	<b>100.00%</b>



**Statement of Cash Flows**

Cash and Cash Equivalents 2012 compared to 2013:



The statement of cash flows present information about cash receipts and cash payments during the year. It helps assess the College's ability to generate net cash flows and to meet its obligations as they come due. The largest sources of cash from operating activities were student tuition and fees, federal financial aid and sales and services of auxiliary enterprises. Major uses of cash were payments made to employees and vendors.

### **Summary of Overall Performance**

Neosho County Community College's financial condition remained stable overall this fiscal year. Net position increased, on an accrual basis, in 2013 from 2013 by \$1,058,249. Cash and cash equivalents increased by \$720,560 (\$5,954,644-\$5,234,084). Fund balances on a budget basis (presented in supplementary information schedules 4-10) also increased by \$767,757 from \$3,636,818 to \$4,404,575 during the 2013 fiscal year.

### **Current Factors Having Probable Future Financial Significance**

Since the new dorm was built, the College has not been able to fill all 244 beds in the two dorms. In fall 2004 the College had 200 residents. The occupancy dropped to 175 in the spring of 2005. In the fall 2005 the College had 204 residents. The occupancy dropped to 172 in the spring of 2006. In the fall 2006 the College had 219 residents. The occupancy decreased to 184 in the spring of 2007. In fall 2007 the College had 223 residents. The occupancy dropped to 208 in the spring of 2008. In fall 2008 the College had 220 residents. The occupancy dropped to 206 in the spring of 2009. In the fall 2009 the College had 230 residents. The occupancy dropped to 201 in the spring of 2010. In the fall of 2010 the College had 240 residents. The occupancy decreased to 192 in the spring of 2011. In fall 2011 the College had 254 residents. The occupancy decreased to 242 in the spring of 2012. In fall 2012 the College had 272 residents, In the spring of 2013 the occupancy decreased to 244. Therefore, the College does not have enough money from housing contracts, profits from the bookstore, and the student union fee paid on each credit hour by the Chanute students to cover annual expenditures. As a result, \$28,500 was transferred from agency funds as of June 30, 2013.

### **Economic Outlook**

Neosho County Community College shows relatively steady cash reserves and continued enrollment growth. Credit hour enrollments increased by 72.48% between FY2003 and FY2013. In March 2011 the Ottawa educational facility relocated from an 18,000 square foot facility to a new 52,000 square foot facility which includes a simulated hospital wing and has attracted an increased number of traditional age students. Fall 2011 credit hour enrollment at the Ottawa campus increased 20% over fall 2010.

### **Additional Funding Sources**

The College has been very successful in receiving grant monies to help leverage taxes received from Neosho County taxpayers. In FY 2013-2014, the Kansas Board of Regents approved funding for the Carl D. Perkins Reserve Fund grant proposal in the amount of \$28,270 to purchase 2 Piranha Hydraulic Ironworkers and 2 Gear Drive Presses for the welding program. The Kansas Department of Commerce and the Kansas

Neosho County Community College  
Management's Discussion and Analysis  
Fiscal year ended June 30, 2013

Board of Regents awarded the College \$10,149 to support the Eastern Kansas Rural Technical Education Center Instructional Credentialing Project.

**Request for Information**

This discussion and analysis is designed to provide a general overview of Neosho County Community College's finances for all those with an interest in such matters. Questions concerning any of the information provided in this audit report or request for additional information should be addressed to the office of Chief Financial Officer, Neosho County Community College, 800 West 14<sup>th</sup>, Chanute, Kansas 66720.



Signed: \_\_\_\_\_

Title: \_\_\_\_\_ President \_\_\_\_\_

**JARRED, GILMORE & PHILLIPS, PA**  
CERTIFIED PUBLIC ACCOUNTANTS

**INDEPENDENT AUDITORS' REPORT**

Board of Trustees  
Neosho County Community College  
Chanute, Kansas

**Report on the Financial Statements**

We have audited the accompanying financial statements of the Neosho County Community College as of and for the year ended June 30, 2013, and the related notes to the financial statements, which collectively comprise the College's basic financial statements as listed in the table of contents.

**Management's Responsibility for the Financial Statements**

Management is responsible for the preparation and fair presentation of these financial statements in accordance with accounting principles generally accepted in the United States of America; this includes the design, implementation, and maintenance of internal control relevant to the preparation and fair presentation of financial statements that are free from material misstatement, whether due to fraud or error.

**Auditors' Responsibility**

Our responsibility is to express an opinion on these financial statements based on our audit. We conducted our audit in accordance with auditing standards generally accepted in the United States of America and the standards applicable to financial audits contained in *Government Auditing Standards*, issued by the Comptroller General of the United States. Those standards require that we plan and perform the audit to obtain reasonable assurance about whether the financial statements are free from material misstatement.

An audit involves performing procedures to obtain audit evidence about the amounts and disclosures in the financial statements. The procedures selected depend on the auditor's judgment, including the assessment of the risks of material misstatement of the financial statements, whether due to fraud or error. In making those risk assessments, the auditor considers internal control relevant to the entity's preparation and fair presentation of the financial statements in order to design audit procedures that are appropriate in the circumstances, but not for the purpose of expressing an opinion on the effectiveness of the entity's internal control. Accordingly, we express no such opinion. An audit also includes evaluating the appropriateness of accounting policies used and the reasonableness of significant accounting estimates made by management, as well as evaluating the overall presentation of the financial statements.

We believe that the audit evidence we have obtained is sufficient and appropriate to provide a basis for our audit opinion.

**Emphasis of Matter**

As discussed in Note 26 to the financial statements, the June 30, 2012 financial statements have been restated to correct a misstatement. Our opinion is not modified with respect to this matter.

**Opinion**

In our opinion, the financial statements referred to above present fairly, in all material respects, the respective financial position of the Neosho County Community College, as of June 30, 2013, and the respective changes in financial position, and, where applicable, cash flows thereof for the year then ended in accordance with accounting principles generally accepted in the United States of America.

**Other Matters***Required Supplementary Information*

Accounting principles generally accepted in the United States of America require that the management's discussion and analysis on pages i-ix be presented to supplement the basic financial statements. Such information, although not a part of the basic financial statements, is required by the Governmental Accounting Standards Board, who considers it to be an essential part of financial reporting for placing the basic financial statements in an appropriate operational, economic, or historical context. We have applied certain limited procedures to the required supplementary information in accordance with auditing standards generally accepted in the United States of America, which consisted of inquiries of management about the methods of preparing the information and comparing the information for consistency with management's responses to our inquiries, the basic financial statements, and other knowledge we obtained during our audit of the basic financial statements. We do not express an opinion or provide any assurance on the information because the limited procedures do not provide us with sufficient evidence to express an opinion or provide any assurance.

*Supplemental Information*

Our audit was conducted for the purpose of forming an opinion on the financial statements that collectively comprise the Neosho County Community College's basic financial statements. The schedule of expenditures of federal awards is presented for purposes of additional analysis as required by U.S. Office of Management and Budget Circular A-133, *Audits of States, Local Governments, and Non-Profit Organizations*, and is not a required part of the basic financial statements. The supplemental information, as listed in the table of contents as pages 28 to 44, is presented for purposes of additional analysis, and is also not a required part of the basic financial statements. The supplemental information and the schedule of expenditures of federal awards are the responsibility of management and were derived from and relate directly to the underlying accounting and other records used to prepare the basic financial statements. Such information has been subjected to the auditing procedures applied in the audit of the basic financial statements and certain additional procedures, including comparing and reconciling such information directly to the underlying accounting and other records used to prepare the basic financial statements or to the basic financial statements themselves, and other additional procedures in accordance with auditing standards generally accepted in the United States of America. In our opinion, the supplemental information and the schedule of expenditures of federal awards are fairly stated in all material respects in relation to the basic financial statements as a whole.

We also have previously audited, in accordance with auditing standards generally accepted in the United States of America, the Neosho County Community College's basic financial statements for the year ended June 30, 2012, which are not presented with the accompanying financial statements and we expressed unmodified opinion on the financial statements. That audit was conducted for the purpose of forming an opinion on the financial statements that collectively comprise Neosho County Community College's basic financial statements as a whole. The prior year budget basis column on pages 33 to 41, related to the June 30, 2012 financial statements are presented for purposes of additional analysis and are not a required part of the basic financial statements. Such information is the responsibility of management and was derived from and relates directly to the underlying accounting and other records used to prepare the June 30, 2012 basic financial statements. The information has been subjected to the auditing procedures applied in the audit of those basic financial statements and certain

additional procedures, including comparing and reconciling such information directly to the underlying accounting and other records used to prepare the basic financial statements or to the basic financial statements themselves, and other additional procedures in accordance with auditing standards generally accepted in the United States of America. In our opinion, the June 30, 2012 prior year budget basis columns are fairly stated in all material respects in relation to the basic financial statements from which they have been derived.

**Dual Dating**

Subsequent to issuance of our report dated October 7, 2013, it was discovered the National Association of College University Business Officers (NACUBO) has issued an opinion that the Federal direct student loans do not qualify as government mandated nonexchange transactions, therefore, program revenues and expenses should not be reported. Direct loans to students are reported as balance sheet transactions as the loans are with the students directly and not the College. As a result, revenues and expenses have been reduced to reflect this opinion.

**Other Reporting Required by Government Auditing Standards**

In accordance with *Government Auditing Standards*, we have also issued our report dated October 7, 2013, on our consideration of the Neosho County Community College's internal control over financial reporting and on our tests of its compliance with certain provisions of laws, regulations, contracts, and grant agreements and other matters. The purpose of that report is to describe the scope of our testing of internal control over financial reporting and compliance and the results of that testing, and not to provide an opinion on internal control over financial reporting or on compliance. That report is an integral part of an audit performed in accordance with *Government Auditing Standards* in considering Neosho County Community College's internal control over financial reporting and compliance.



JARRED, GILMORE & PHILLIPS, PA  
Certified Public Accountants

Chanute, Kansas  
October 7, 2013

(Except for the dual dating paragraph above, as to which the date is November 16, 2013.)

**NEOSHO COUNTY COMMUNITY COLLEGE**

Chanute, Kansas

Statement of Net Position

June 30, 2013

	Primary Institution	Component Unit- Foundation
	<u>                    </u>	<u>                    </u>
<b>ASSETS</b>		
Current Assets		
Cash and Cash Equivalents	\$ 5,323,822.47	\$ 243,054.47
Investments	-	2,045,335.39
Accounts Receivable	668,664.77	49,980.00
Inventories	1,003,811.77	-
Total Current Assets	<u>6,996,299.01</u>	<u>2,338,369.86</u>
Noncurrent Assets		
Cash and Cash Equivalents	630,821.15	-
Bond Issuance Costs, net	148,499.08	60,445.65
Capital Assets, Net of Accumulated Depreciation	9,174,667.70	6,960,020.21
Total Noncurrent Assets	<u>9,953,987.93</u>	<u>7,020,465.86</u>
 TOTAL ASSETS	 <u>\$ 16,950,286.94</u>	 <u>\$ 9,358,835.72</u>
 <b>LIABILITIES AND NET POSITION</b>		
<b>LIABILITIES</b>		
Current Liabilities		
Accounts Payable	\$ 938,162.72	\$ 68,793.00
Accrued Interest Expense	22,084.93	36,246.23
Deposits Held in Custody for Others	1,082,786.87	42,828.22
Total Current Liabilities	<u>2,043,034.52</u>	<u>147,867.45</u>
Noncurrent Liabilities		
Accrued Vacation	212,794.31	-
Grants Pledged	-	19,434.95
OPEB Obligations	219,709.00	-
Revenue Bonds Payable	6,150,000.00	4,725,000.00
Notes Payable	-	224,931.33
Capital Leases Payable	347,368.19	-
Total Noncurrent Liabilities	<u>6,929,871.50</u>	<u>4,969,366.28</u>
TOTAL LIABILITIES	<u>8,972,906.02</u>	<u>5,117,233.73</u>
<b>NET POSITION</b>		
Invested in Capital Assets, Net of Related Debt	2,677,299.51	-
Restricted Net Position		
Restricted Net Position - Expendable	630,821.15	386,791.80
Restricted Net Position - Nonexpendable	-	1,384,747.77
Unrestricted Net Position	4,669,260.26	2,470,062.42
TOTAL NET POSITION	<u>7,977,380.92</u>	<u>4,241,601.99</u>
 TOTAL LIABILITIES AND NET POSITION	 <u>\$ 16,950,286.94</u>	 <u>\$ 9,358,835.72</u>

The accompanying notes are an integral part  
of the financial statements.



**NEOSHO COUNTY COMMUNITY COLLEGE**

Chanute, Kansas

Statement of Revenues, Expenses, and Changes in Net Position

For the Year Ended June 30, 2013

	Primary Institution	Component Unit- Foundation
	<u>                    </u>	<u>                    </u>
REVENUES		
Operating Revenues		
Student Tuition and Fees, Net of Scholarship		
Discounts and Allowances of \$1,248,479.60	\$ 3,727,307.77	\$ -
Federal Grants and Contracts	2,401,419.29	39,156.00
State Grants and Contracts	1,091,677.35	-
Sales and Services of Auxiliary Enterprises	2,334,329.06	-
Other Operating Revenues	486,498.90	425,050.05
Total Operating Revenues	<u>10,041,232.37</u>	<u>464,206.05</u>
EXPENSES		
Educational and General		
Instruction	5,794,673.85	-
Public Service	26,070.60	-
Academic Support	706,909.73	-
Student Services	4,040,697.39	-
Institutional Support	3,338,893.61	322,744.18
Operation and Maintenance	1,359,875.85	-
Scholarships and Awards	2,450,615.21	70,249.00
Auxiliary Enterprises	1,486,999.17	-
Depreciation Expense	821,915.64	212,752.21
Total Operating Expenses	<u>20,026,651.05</u>	<u>605,745.39</u>
Operating Income (Loss)	<u>(9,985,418.68)</u>	<u>(141,539.34)</u>
Nonoperating Revenues (Expenses)		
State Appropriations	2,861,445.00	-
Federal Pell Grants	3,208,999.00	-
County Appropriations	5,288,471.35	-
Gifts	-	295,764.00
Investment Income	16,901.52	254,452.06
Debt Service	(337,156.00)	(220,081.10)
Gain (Loss) on Sale of Assets	5,006.31	-
Net Nonoperating Revenues (Expenses)	<u>11,043,667.18</u>	<u>330,134.96</u>
Increase (Decrease) in Net Position	1,058,248.50	188,595.62
Net Position - Beginning of Year, As Reported	7,075,769.42	4,053,006.37
Prior Period Adjustment (See Note 26)	(156,637.00)	-
Net Position - Beginning of Year, As Restated	<u>6,919,132.42</u>	<u>4,053,006.37</u>
Net Position - End of Year	<u>\$ 7,977,380.92</u>	<u>\$ 4,241,601.99</u>

The accompanying notes are an integral part  
of the financial statements.

**NEOSHO COUNTY COMMUNITY COLLEGE**

Chanute, Kansas

Statement of Cash Flows

For the Year Ended June 30, 2013

	Primary Institution	Component Unit- Foundation
<b>CASH FLOWS FROM OPERATING ACTIVITIES</b>		
Student Tuition and Fees	\$ 3,545,940.71	\$ -
Federal Grants and Contracts	2,401,419.29	39,156.00
State Grants and Contracts	1,091,677.35	-
Sales and Services of Auxiliary Enterprises	2,334,329.06	-
Miscellaneous Income	486,498.90	425,050.05
Payments on Behalf of Employees	(10,124,660.95)	-
Payments for Supplies and Materials	(556,762.38)	-
Payments for Other Expenses	(8,200,706.26)	(415,412.99)
Net cash provided by (used in) operating activities	<u>(9,022,264.28)</u>	<u>48,793.06</u>
<b>CASH FLOWS FROM NONCAPITAL FINANCING ACTIVITIES</b>		
State Appropriations	2,861,445.00	-
Federal Pell Grants	3,208,999.00	-
Federal Direct Loans	3,106,042.00	-
Federal Direct Loans Paid	(3,106,042.00)	-
County Appropriations	5,288,471.35	-
Gifts	-	309,264.00
Net cash provided by (used in) noncapital financing activities	<u>11,358,915.35</u>	<u>309,264.00</u>
<b>CASH FLOWS FROM CAPITAL FINANCING ACTIVITIES</b>		
Payments for Purchase of Capital Assets	(958,613.32)	-
Proceeds on Sale of Assets	12,930.56	-
Interest Paid on Debt	(338,372.77)	(222,040.00)
Proceeds from the Issuance of Debt	-	-
Payments for Bond Issuance Cost	-	-
Principal Payments on Debt	(190,000.00)	(220,043.73)
Principal Payments on Capital Leases	(158,937.52)	-
Net cash provided by (used in) capital financing activities	<u>(1,632,993.05)</u>	<u>(442,083.73)</u>
<b>CASH FLOWS FROM INVESTING ACTIVITIES</b>		
Proceeds from Sales and Maturities of Investments	-	608,242.07
Purchase of Investments	-	(467,398.33)
Interest Earned on Investments	16,901.52	48,729.29
Net cash provided by (used in) investing activities	<u>16,901.52</u>	<u>189,573.03</u>
Net Increase (Decrease) in Cash and Cash Equivalents	720,559.54	105,546.36
Cash and Cash Equivalents, Beginning of Year	<u>5,234,084.08</u>	<u>137,508.11</u>
Cash and Cash Equivalents, End of Year	<u>\$ 5,954,643.62</u>	<u>\$ 243,054.47</u>

The accompanying notes are an integral part  
of the financial statements.

**NEOSHO COUNTY COMMUNITY COLLEGE**

Chanute, Kansas

Statement of Cash Flows

For the Year Ended June 30, 2013

	<u>Primary Institution</u>	<u>Component Unit- Foundation</u>
RECONCILIATION OF OPERATING INCOME (LOSS) TO NET CASH USED BY OPERATING ACTIVITIES		
Operating Income (Loss)	\$ (9,985,418.68)	\$ (141,539.34)
Adjustments to Reconcile Change in Net Position to Net Cash Used in Operating Activities:		
Depreciation Expense	821,915.64	212,752.21
Bond Amortization	8,826.83	3,555.63
(Increase) Decrease in Receivables	(181,367.06)	-
(Increase) Decrease in Inventory	(221,684.59)	-
Increase (Decrease) in Accounts Payable	(167,217.85)	20,712.11
Increase (Decrease) in Compensated Absences	22,781.71	-
Increase (Decrease) in OPEB Obligations	63,072.00	-
Increase (Decrease) in Deposits Held for Others	616,827.72	(46,687.55)
Net cash provided by (used in) operating activities	<u>\$ (9,022,264.28)</u>	<u>\$ 48,793.06</u>
RECONCILIATION OF CASH AND CASH EQUIVALENTS TO THE STATEMENT OF NET POSITION		
Cash and Cash Equivalents classified as current assets	\$ 5,323,822.47	\$ 243,054.47
Cash and Cash Equivalents classified as non-current assets	630,821.15	-
Total Cash and Cash Equivalents	<u>\$ 5,954,643.62</u>	<u>\$ 243,054.47</u>
Supplemental Information:		
Non Cash Contributions - Management and General	<u>\$ -</u>	<u>\$ 95,935.87</u>
Cash Paid for Interest	<u>\$ 327,545.94</u>	<u>\$ 222,040.00</u>

The accompanying notes are an integral part  
of the financial statements.

**NEOSHO COUNTY COMMUNITY COLLEGE**  
Chanute, Kansas

Notes to the Financial Statements  
For the Year Ended June 30, 2013

**1. SUMMARY OF SIGNIFICANT ACCOUNTING POLICIES**

The financial statements of Neosho County Community College, Chanute, Kansas, have been prepared in accordance with accounting principles generally accepted in the United States of America. The Governmental Accounting Standards Board is the principal standard-setting body for establishing governmental accounting and financial reporting principles. The more significant of the College's accounting policies follow.

Reporting Entity

The financial reporting entity consists of the primary government, organizations for which the primary government is financially accountable and other organizations for which the nature and significance of their relationship with the primary government are such that exclusion could cause the financial statements to be misleading or incomplete.

Component Units

The component unit section of the financial statements includes the financial data of the discretely presented component unit, the Neosho County Community College Foundation. The component unit is reported separately to emphasize that it is legally separate from the College. The economic resources received or held by the component unit are held almost entirely for the direct benefit of the College. The Neosho County Community College Foundation was formed to promote and foster the educational purposes of the College, and to create a fund to be used for any program, project or enterprise undertaken in the interest of the College. The Foundation acts largely as a fund raising organization, soliciting, receiving, managing and disbursing contributions on behalf of the College. Most of the contributions received are designated by the donors to be used for specific purposes or by specific departments. In these instances, the Foundation serves essentially as a conduit. Contributions that are not designated are used where the need is considered greatest, as determined by the Foundation board of directors. The Foundation can sue and be sued, and can buy, sell, or lease real property. The Foundation's financial statements should be included with the College's financial statements. Separate audited financial statements are prepared and are available at the Foundation, and can be requested from the College's controller. The Foundation is considered a component unit.

Basis of Accounting

For financial reporting purposes, the College is considered a special-purpose government engaged only in business-type activities. Accordingly, the College's financial statements have been prepared using the economic resources measurement focus and the accrual basis of accounting. Under the accrual basis, revenues are recognized when earned, and expenses are recorded when an obligation has been incurred. All significant intra-agency transactions have been eliminated.

1. **SUMMARY OF SIGNIFICANT ACCOUNTING POLICIES** (Continued)

Cash and Cash Equivalents

For purposes of the statement of cash flows, the College considers all highly liquid investments including certificates of deposit to be cash equivalents.

Investments

The College accounts for its investments at fair value. Changes in unrealized gain (loss) on the carrying value of investments are reported as a component of investment income in the statement of revenues, expenses, and changes in net position.

Accounts Receivable and Deferred Revenue

Accounts receivable consist of tuition and fee charges to students and auxiliary enterprise services provided to students, faculty and staff, the majority of each residing in the State of Kansas. Accounts receivable also includes amounts due from the Federal government, state and local governments, or private sources, in connection with reimbursement of allowable expenditures made pursuant to the College's grant and contracts. Accounts receivable also include taxes in process of collection for property taxes assessed and collected for the calendar year ending December 31, 2013.

In accordance with governing state statutes, property taxes levied during the current year are a revenue source to be used to finance the budget of the ensuing year. Taxes are assessed on a calendar year basis and become a lien on the property on November 1st of each year. The County Treasurer is the tax collection agent for all taxing entities within the County. Property owners have the option of paying one-half or the full amount of the taxes levied on or before December 14th during the year levied with the balance to be paid on or before May 10th of the ensuing year. State statutes prohibit the County Treasurer from distributing taxes collected in the year levied prior to January 1st of the ensuing year.

Consequently, for revenue recognition purposes, taxes levied during the current year are not due and receivable until the ensuing year. Property taxes levied in November 2012 are recorded as taxes receivable. Approximately 33% of these taxes are normally distributed after June 30, 2013, and are presented as accounts receivable-taxes in process and deferred revenue to indicate that they are not appropriable. It is not practicable to apportion delinquent taxes held by the County Treasurer at the end of the year and, further, the amounts thereof are not material in relationship to the financial statements taken as a whole.

Inventories

Inventories consist of books and supplies held for resale in the bookstore and are valued at cost, using the first-in, first-out method (FIFO).

Noncurrent Cash and Cash Equivalents

Cash and cash equivalents that are externally restricted to make debt service payments, maintain sinking or reserve funds, or to purchase or construct capital or other noncurrent assets, are classified as noncurrent assets in the statement of net position.

Capital Assets

Capital assets include land, buildings, furniture, equipment, and vehicles. Capital assets are defined as assets with an initial individual cost of more than \$1,000.00 and an estimated useful life of more than one year. Such assets are recorded at historical cost or estimated historical cost. Donated fixed assets are recorded at estimated fair value at the date of donation. The cost of normal maintenance and repairs that do not add to the value of the assets or materially extend the life of the asset are not capitalized. Major additions and improvements are capitalized. The College capitalizes interest on the construction of capital assets when material.

1. **SUMMARY OF SIGNIFICANT ACCOUNTING POLICIES** (Continued)

Capital Assets (Continued)

The College’s capital assets are depreciated using the straight line method over the estimated useful lives of the assets. Estimated useful lives are as follows:

Buildings	35 Years
Building Improvements	20 Years
Furniture	10 Years
Vehicles	5-7 Years
Equipment, including computers	3-7 Years

Compensated Absences

Employee vacation pay is accrued at year-end for financial statement purposes. The liability and expense incurred are recorded at year-end as accrued vacation payable in the statement of net position, and a component of compensation and benefit expense in the statement of revenues, expenses, and changes in net position.

Noncurrent Liabilities

Noncurrent liabilities include (1) principal amounts of revenue bonds payable, notes payable, and capital lease obligations with contractual maturities greater than one year; (2) estimated amounts for accrued compensated absences and other liabilities that will not be paid within the next fiscal year; or (3) other liabilities that although payable within one year, are to be paid from funds that are classified as noncurrent assets.

Net position

The College’s net position are classified as follows:

Invested in Capital Assets, Net of Related Debt: This represents the College’s total investment in capital assets, net of accumulated depreciation, and outstanding debt obligations related to those capital assets. To the extent debt has been incurred but not yet expended for capital assets, such amounts are not included as a component of investment in capital assets, net of related debt.

Restricted Net position – Expendable: Restricted expendable net position include resources in which the College is legally or contractually obligated to spend resources in accordance with restrictions imposed by external third parties.

Restricted Net position – Nonexpendable: Nonexpendable restricted net position consist of endowment and similar type funds in which donors or other outside sources have stipulated, as a condition of the gift instrument, that the principal is to be maintained inviolate and in perpetuity, and invested for the purpose of producing present and future income, which may either be expended or added to principal.

Unrestricted Net position: Unrestricted net position represent resources derived from student tuition and fees, state appropriations and sales and services of educational departments and auxiliary enterprises. These resources are used at the discretion of the governing board to meet current expenses for any purpose. These resources also include auxiliary enterprises, which are substantially self-supporting activities that provide services for students, faculty, and staff.

When an expense is incurred that can be paid using either restricted or unrestricted resources, the College’s policy is to first apply the expense towards unrestricted resources, and then towards restricted resources.

1. **SUMMARY OF SIGNIFICANT ACCOUNTING POLICIES** (Continued)

Income Taxes

The College, as a political subdivision of the State of Kansas, is excluded from Federal income taxes under Section 115(1) of the Internal Revenue Code, as amended. The Endowment Association is exempt from income taxes under Section 501(c)(3) of the Internal Revenue Code.

Classification of Revenues

The College has classified its revenues as either operating or nonoperating revenues according to the following criteria:

*Operating revenues:* Operating revenues include activities that have the characteristics of exchange transactions, such as (1) student tuition and fees, net of scholarship discounts and allowances, (2) sales of services of auxiliary enterprises, net of scholarship discounts and allowances, and (3) most Federal, state and local grants and contracts, and Federal appropriations.

*Nonoperating revenues:* Nonoperating revenues include activities that have the characteristics of nonexchange transactions, such as gifts and contributions, and other revenue sources that are defined as nonoperating revenues by GASB No. 9, *Reporting Cash Flows of Proprietary and Nonexpendable Trust Funds and Government Entities that use Proprietary Fund Accounting*, and GASB No. 34, such as state appropriations and investment income.

Scholarship Discounts and Allowances

Student tuition and fee revenues, and certain other revenues from students, are reported net of scholarship discounts and allowances in the statements of revenues, expenses, and changes in net position. Scholarship discounts and allowances are the difference between the stated charge and the goods and services provided by the College, and the amount that is paid by students and/or third parties making payments on the students' behalf. Certain governmental grants, such as Pell grants, and other Federal, state or nongovernmental programs, are recorded as either operating or nonoperating revenues in the College's financial statements. To the extent that revenues from such programs are used to satisfy tuition and fees and other student charges, the College has recorded a scholarship discount and allowance.

Accounting Estimates

The preparation of financial statements in conformity with accounting principles generally accepted in the United States of America requires management to make estimates and assumptions that affect the reported amounts of assets and liabilities at the date of the financial statements and the reported amounts of revenues and expenses during the reporting period. Actual results could differ from those estimates.

Pension Plan

Substantially all full-time College employees are members of the State of Kansas Public Employees Retirement System which is a multi-employer state-wide pension plan. The College's policy is the State of Kansas will fund all pension costs accrued; such costs to be funded are actuarially determined annually by the State.

## **2. STEWARDSHIP, COMPLIANCE, AND ACCOUNTABILITY**

### Budgetary Information

Kansas statutes require that an annual operating budget be legally adopted for current funds - unrestricted and plant funds (unless specifically exempted by statute). Although directory rather than mandatory, the statutes provide for the following sequence and timetable in the adoption of the legal annual operating budget:

1. Preparation of the budget for the succeeding fiscal year on or before August 1st.
2. Publication in local newspaper of the proposed budget and notice of public hearing on the budget on or before August 5th.
3. Public hearing on or before August 15th, but at least ten days after publication of notice of hearing.
4. Adoption of the final budget on or before August 25th.

The statutes allow for the governing body to increase the originally adopted budget for previously unbudgeted increases in revenue other than ad valorem property taxes. To do this, a notice of public hearing to amend the budget must be published in the local newspaper. At least ten days after publication the hearing may be held and the governing body may amend the budget at that time. During the year ended June 30, 2013, the College amended the Adult Education Fund.

The statutes permit transferring budgeted amounts between line items within an individual fund. However, such statutes prohibit expenditures in excess of the total amount of the adopted budget of expenditures of individual funds.

All legal annual operating budgets are prepared using the regulatory basis of accounting, in which revenues are recognized when cash is received and expenditures include disbursements, accounts payable, and encumbrances, with disbursements being adjusted for prior year's accounts payable and encumbrances. Encumbrances are commitments by the municipality for future payments and are supported by a document evidencing the commitment, such as a purchase order or contract. Any unused budgeted expenditure authority lapses at year end.

A legal operating budget is not required for Current Funds - Restricted and Agency Funds.

Spending in funds which are not subject to the legal annual operating budget requirement is controlled by federal regulations, other statutes, or by the use of internal spending limits established by the governing body.

### Compliance with Bond Covenants

The bond resolution to issue the Series 2005, Student Union and Dormitory System Refunding and Improvement Revenue Bonds and the Series 2010, Student Union and Dormitory System Refunding Revenue Bond contains the following requirements:



**2. STEWARDSHIP, COMPLIANCE, AND ACCOUNTABILITY** (Continued)

Compliance with Bond Covenants (Continued)

1. All income from operation of the Dormitory and Student Union building fees are to be placed in the Dormitory and Student Union Fund.
2. Disbursements from the Dormitory and Student Union Fund are required as follows:
  - (a) Monthly transfers to the Student Union-Dormitory Bond and Interest Account not less than 1/6th of the next revenue bond interest due starting April 1, 2005.
  - (b) Monthly transfers to the Student Union-Dormitory Bond and Interest Account not less than 1/12th of the next revenue bond principal due starting April 1, 2005.
  - (c) A balance in an amount equal to the lesser of, 10% of the stated principal amount of all parity bonds on the date of original issuance, the maximum annual debt service requirements for all parity bonds during any fiscal year, or 125% the average annual future debt service requirements of the bonds and all parity bonds, is to be maintained in the Dormitory Bond Reserve Account.
  - (d) The Depreciation and Replacement Account contains \$50,000.00 as of the date of issuance and, beginning on April 1, 2005, after meeting all requirements of (a) through (c) above, if the account is ever below the required amount, there shall be paid and credited to the Depreciation and Replacement Account the sum of \$1,000 each month until the Depreciation and Replacement Account reaches a sum equal to \$50,000.00.
  - (e) After meeting all requirements of (a) through (d) above, all remaining money in the Dormitory and Student Union Account shall be paid to the Student Union-Dormitory Surplus Account. This fund may pay costs of operation, maintenance, repair, improvements or redeem the revenue bonds prior to their normal maturity.
  - (f) The College agrees to maintain rental rates, fees and charges for the use of buildings and facilities, which will be sufficient to have each year a gross operating income of at least 125% of the annual requirement for principal and interest requirements on all the outstanding Student Union-Dormitory Revenue Bonds.
3. For the year ended June 30, 2013, the College met the gross operating income covenant, as gross operating income must equal at least 125% of the annual requirement for principal and interest on all the outstanding Student Union-Dormitory Revenue Bonds. For the year ended June 30, 2013, the Student Union Dorm Fund had net income of \$626,317.20 which is 125.00% of the annual debt service requirement of \$500,978.78.

4. At June 30, 2013, the bond reserves had the following balances:

	<u>ACTUAL</u>	<u>REQUIRED</u>
Student Union – Dormitory Bond and Interest Account	\$ 41,529.90	\$ 41,529.90
Student Union – Dormitory Bond Reserve Account	539,291.25	539,291.25
Student Union – Depreciation and Replacement Account	50,000.00	50,000.00

**2. STEWARDSHIP, COMPLIANCE, AND ACCOUNTABILITY (Continued)**

Compliance with Kansas Statutes

Supplemental Schedules 4 to 10 have been prepared in order to show compliance with the cash basis and budget laws of Kansas. Based upon these schedules, the College was in apparent compliance with Kansas cash basis and budget laws.

**3. DEPOSITS**

Primary Institution:

K.S.A 9-1401 establishes the depositories which may be used by the College. The statute requires banks eligible to hold the College's funds have a main branch or branch bank in the county in which the College is located and the bank provide an acceptable rate of return on funds. In addition, K.S.A. 9-1402 requires the banks to pledge securities for deposits in excess of FDIC coverage. The College has no other policies that would further limit interest rate risk.

K.S.A 12-1675 limits the College's investment of idle funds to time deposits, open accounts, and certificates of deposit with allowable financial institutions; U.S. Government securities; temporary notes; no-fund warrants; repurchase agreements; and the Kansas Municipal Investment Pool. The College has no investment policy that would further limit its investment choices.

*Concentration of credit risk.* State statutes place no limit on the amount the Government may invest in any one issuer as long as the investments are adequately secured under K.S.A. 9-1402 and 9-1405.

*Custodial credit risk – deposits.* Custodial credit risk is the risk that in the event of a bank failure, the College's deposits may not be returned to it. State statutes require the College's deposits in financial institutions to be entirely covered by federal depository insurance or by collateral held under a joint custody receipt issued by a bank within the State of Kansas, the Federal Reserve Bank of Kansas City, or the Federal Home Loan Bank of Topeka. All deposits were legally secured at June 30, 2013.

At year-end, the College's carrying amount of the deposits was \$5,953,043.62 and the bank balance was \$6,407,634.78. The bank balance was held by six banks resulting in a concentration of credit risk. Of the bank balance, \$1,290,893.04, was covered by FDIC insurance and \$5,116,741.74, was collateralized with pledged securities held by the pledging financial institutions' agents in the College's name.

Component Unit:

At year-end, the Foundation's carrying amount of deposits including certificates of deposit was \$243,054.47 and the bank balance was \$243,722.21. The bank balance was held by seven banks and one investment company resulting in a concentration of credit risk. Of the bank balances, \$204,570.22 was covered by FDIC insurance and the remaining \$39,151.99 was covered with SIPC insurance.

**4. INVESTMENTS**

Component Unit:

Investment Policy

The Primary objective of the Foundation's investment policy is to provide for long-term growth of principal and income within reasonable risk on continuing and consistent basis. Emphasis shall be on maintaining growth of assets, net of inflation and fees. Over a period of time, the minimum goal for the total return of the fund should be the current rate of inflation plus 3 to 7%.

#### 4. **INVESTMENTS** (Continued)

The investment objective requires a disciplined and consistent management philosophy. The objectives do not call for a philosophy which represents extreme positions or opportunistic styles. The portfolio shall be diversified with both fixed income and equity holdings. The purpose of such diversification is to provide reasonable assurance that not one single security or class of securities will have a disproportionate impact of the total portfolio.

Investments are made under the direction of the Board of Directors. Equity investments and other investments are recorded at fair values subject to comments on Investments under the summary of accounting policies. Investments at June 30, 2013, are comprised of the following:

	<u>COST</u>	<u>FAIR VALUE</u>
Held in trust with Edward Jones:		
Mutual Funds	\$ 1,385,322.26	\$1,669,181.14
Unit Trusts	58,373.28	60,330.00
Certificates of Deposit	147,000.00	150,637.47
Held in trust with Ameriprise		
Mutual Funds	3,092.91	3,042.93
Title III held in trust with Edward Jones:		
Mutual Funds	<u>143,542.43</u>	<u>162,143.85</u>
Total Investments	<u>\$ 1,737,330.88</u>	<u>\$2,045,335.39</u>

#### 5. **FAIR VALUE MEASUREMENTS**

##### Component Unit:

The Foundation uses fair value measurement to record fair value adjustment to certain assets and liabilities. Fair Value Measurements requires classification of assets and liabilities into three levels based on the method used to value the assets or liabilities. Level 1 values are based on quoted prices in active markets for identical securities. Level 2 values are based on significant observable market inputs, such as quoted prices for similar securities and quoted prices in inactive markets. Level 3 values are based on significant unobservable inputs that reflect the Foundation's determination of assumptions that market participants might reasonably use in valuing the securities. The valuation levels are not necessarily an indication of the risk of liquidity associated with the underlying investment. For example, U.S. government securities are generally high quality and liquid; however, they are reflected as Level 2 because the inputs used to determine fair value may not always be quoted prices in an active market. The following table sets forth carrying amounts and estimated fair value for financial instruments at June 30, 2013:

	<u>June 30, 2013</u>			
	<u>Level 1</u>	<u>Level 2</u>	<u>Level 3</u>	<u>Total</u>
Mutual Funds	\$ 1,834,367.92	\$ --	\$ --	\$ 1,834,367.92
Unit Trusts	60,330.00	--	--	60,330.00
Certificates of Deposit	<u>150,637.47</u>	<u>--</u>	<u>--</u>	<u>150,637.47</u>
Totals	<u>\$ 2,045,335.39</u>	<u>\$ --</u>	<u>\$ --</u>	<u>\$ 2,045,335.39</u>

**5. FAIR VALUE MEASUREMENTS** (Continued)

	June 30, 2012			
	Level 1	Level 2	Level 3	Total
Mutual Funds	\$ 1,685,772.26	\$ --	\$ --	\$ 1,685,772.26
Certificates of Deposit	<u>294,684.10</u>	<u>--</u>	<u>--</u>	<u>294,684.10</u>
Totals	<u>\$ 1,980,456.36</u>	<u>\$ --</u>	<u>\$ --</u>	<u>\$ 1,980,456.36</u>

There were no significant transfers between level 1 and level 2 investments. Transfers out of level 2 investments were withdrawn for capital asset purchases all during the year ended June 30, 2013.

**6. ACCOUNTS RECEIVABLE**

Accounts receivable at June 30, 2013, consisted of the amounts due under the following programs:

Current:	Primary Institution
Federal Grants	\$ 321,878.31
State Grants	35,571.49
Local	31,855.00
Student Accounts	<u>279,359.97</u>
Total Accounts Receivable	<u>\$ 668,664.77</u>

All receivables are considered collectible at June 30, 2013. The College has elected to record bad debts using the direct write off method. Generally accepted accounting principles require that the allowance method be used to recognize bad debts. However, the effect, if using the direct write-off method, is not materially different from the results that would have been obtained under the allowance method.

**7. INVENTORIES**

Inventories consisted of the following at June 30, 2013:

College Bookstore	
Rental and Consumable Textbooks	\$ 959,988.00
Garments	28,245.00
Other Supplies	<u>15,578.77</u>
	<u>\$1,003,811.77</u>

**8. UNCONDITIONAL PROMISES TO GIVE**

<u>Component Unit:</u>		
Baseball Turf:	Due within one year	\$ 7,260.00
	Due within five years	35,540.00
	Due in more than five years	<u>7,180.00</u>
	Total	<u>\$ 49,980.00</u>

Uncollectible amounts for unconditional promises to give are expected to be insignificant. Accordingly, no provision is made for uncollectible amounts.

**9. CAPITAL ASSETS**

Following are the changes in capital assets for the year ended June 30, 2013:

Primary Institution:

	Balance 06/30/2012	Additions	Retirements	Transfers	Balance 06/30/2013
Other Capital Assets					
Construction in Progress	\$ 1,029,402.69	\$ 303,742.60	\$ -	\$ (1,029,402.69)	\$ 303,742.60
Buildings and Improvements	11,218,718.84	406,621.52	-	1,029,402.69	12,654,743.05
Buildings and Improvements Under Capital Lease	2,075,673.05	-	-	-	2,075,673.05
Equipment	4,193,268.41	248,249.20	(73,164.37)	-	4,368,353.24
Total Other Capital Assets	<u>18,517,062.99</u>	<u>958,613.32</u>	<u>(73,164.37)</u>	<u>-</u>	<u>19,402,511.94</u>
Accumulated Depreciation					
Buildings and Improvements	5,366,364.26	319,412.64	-	-	5,685,776.90
Buildings and Improvements Under Capital Lease	968,647.42	138,378.21	-	-	1,107,025.63
Equipment	3,136,157.04	364,124.79	(65,240.12)	-	3,435,041.71
Total Accumulated Depreciation	<u>9,471,168.72</u>	<u>821,915.64</u>	<u>(65,240.12)</u>	<u>-</u>	<u>10,227,844.24</u>
Net Capital Assets	<u>\$ 9,045,894.27</u>	<u>\$ 136,697.68</u>	<u>\$ (7,924.25)</u>	<u>\$ -</u>	<u>\$ 9,174,667.70</u>

Component Unit:

	Balance 06/30/2012	Additions	Retirements	Balance 06/30/2013
Other Capital Assets				
Buildings and Property	\$ 7,394,185.36	\$ -	\$ -	\$ 7,394,185.36
Equipment	4,009.00	-	-	4,009.00
Total Other Capital Assets	<u>7,398,194.36</u>	<u>-</u>	<u>-</u>	<u>7,398,194.36</u>
Accumulated Depreciation				
Buildings and Property	221,412.94	212,752.21	-	434,165.15
Equipment	4,009.00	-	-	4,009.00
Total Accumulated Depreciation	<u>225,421.94</u>	<u>212,752.21</u>	<u>-</u>	<u>438,174.15</u>
Net Capital Assets	<u>\$ 7,172,772.42</u>	<u>\$ (212,752.21)</u>	<u>\$ -</u>	<u>\$ 6,960,020.21</u>

**10. LONG-TERM DEBT**

Primary Institution:

Long-term debt of the College consists of the following as of June 30, 2013:

Student Union and Dormitory System Refunding Revenue Bonds, Series 2010 issued December 30, 2010, in the original amount of \$795,000.00, payable in annual payments of \$25,000.00 to \$70,000.00, plus interest at 3.375% to 5.125%, maturing June 1, 2030, with a lump-sum payment of \$145,000.00 due June 1, 2030.	\$ 795,000.00
---	---------------

**10. LONG-TERM DEBT** (Continued)

Student Union and Dormitory System Refunding Revenue Bonds, Series 2005 issued March 23, 2005, in the original amount of \$6,295,000.00, payable in annual payments of \$75,000.00 to \$390,000.00, plus interest at 3.00% to 5.25%, maturing June 1, 2030, with a lump-sum payment of \$880,000.00 due June 1, 2030. \$ 5,355,000.00

Total Long-Term Debt \$ 6,150,000.00

The following is a summary of changes in long-term debt for the fiscal year ended June 30, 2013:

Obligations:	<u>PRINCIPAL JUNE 30, 2012</u>	<u>PRINCIPAL RECEIVED (PAID)</u>	<u>PRINCIPAL JUNE 30, 2013</u>	<u>INTEREST PAID</u>
Revenue Bonds – Series 2005	\$ 5,545,000.00	\$ (190,000.00)	\$5,355,000.00	\$ 274,662.50
Revenue Bonds – Series 2010	<u>795,000.00</u>	<u>0.00</u>	<u>795,000.00</u>	<u>36,316.28</u>
	<u>\$6,340,000.00</u>	<u>\$ (190,000.00)</u>	<u>\$6,150,000.00</u>	<u>\$ 310,978.78</u>

The bond principal and interest requirements for the next five years and thereafter are as follows:

<u>FISCAL YEAR JUNE 30,</u>	<u>PRINCIPAL</u>	<u>INTEREST</u>	<u>TOTAL</u>
2014	\$ 195,000.00	\$ 303,358.75	\$ 498,358.75
2015	205,000.00	295,286.25	500,286.25
2016	215,000.00	286,573.75	501,573.75
2017	245,000.00	277,113.75	522,113.75
2018	270,000.00	266,370.00	536,370.00
2019-2023	1,555,000.00	1,127,618.75	2,682,618.75
2024-2028	1,980,000.00	703,151.25	2,683,151.25
2029-2030	<u>1,485,000.00</u>	<u>131,202.50</u>	<u>1,616,202.50</u>
	<u>\$ 6,150,000.00</u>	<u>\$3,390,675.00</u>	<u>\$ 9,540,675.00</u>

Component Unit:

Long-term debt of the Foundation consists of the following as of June 30, 2013:

Educational Facility Revenue Bonds, Series 2010 issued April 15, 2010, in the original amount of \$5,270,000.00 for the construction of facility for Neosho County Community College, payable in annual payments from \$175,000.00 to 385,000.00, plus interest at 2.50% to 5.00%, maturing April 1, 2030. The bonds are secured by the property and a lease agreement signed with Neosho County Community College. \$ 4,725,000.00

**10. LONG-TERM DEBT** (Continued)

The Foundation has entered into an agreement dated April 20, 2010 with Bank of Commerce for the purchase of Baseball field artificial turf. Originally for \$309,000.00, requiring annual payments of \$40,504.19, including annual interest at 5.25% per annum (adjusted yearly), with a scheduled maturity in April 1, 2020. This note is unsecured with a covenant to keep investments in its portfolio in an amount not less than the unpaid balance.

\$ 224,931.33

Total Long-Term Debt

\$ 4,949,931.33

The following is a summary of changes in long-term debt for the fiscal year ended June 30, 2013:

	PRINCIPAL JUNE 30, 2012	PRINCIPAL RECEIVED (PAID)	PRINCIPAL JUNE 30, 2013	INTEREST PAID
Obligations:				
Revenue Bonds –				
Series 2010	\$ 4,915,000.00	\$ (190,000.00)	\$ 4,725,000.00	\$ 211,771.15
Baseball Turf	<u>254,975.06</u>	<u>(30,043.73)</u>	<u>224,931.33</u>	<u>10,268.85</u>
	<u>\$ 5,169,975.06</u>	<u>\$ (220,043.73)</u>	<u>\$ 4,949,931.33</u>	<u>\$ 222,040.00</u>

The principal and interest requirements for the next five years and thereafter are as follows:

FISCAL YEAR	PRINCIPAL	INTEREST	TOTAL
JUNE 30,			
2014	\$ 228,534.42	\$ 219,139.27	\$ 447,673.69
2015	235,032.48	212,141.21	447,173.69
2016	241,609.19	204,414.50	446,023.69
2017	248,042.02	195,965.06	444,007.08
2018	259,977.55	185,429.53	445,407.08
2019-2023	1,356,642.00	747,187.18	2,103,829.18
2024-2028	1,625,000.00	396,482.50	2,021,482.50
2029-2030	755,000.00	51,685.00	806,685.00
	<u>\$ 4,949,931.33</u>	<u>\$2,211,775.75</u>	<u>\$ 7,161,707.08</u>

**11. CAPITAL LEASES**

The College entered into a capital lease agreement dated March 24, 2005, with Citicapital for the energy conservation project. The total cost was \$1,450,673.05. The lease calls for monthly payments of \$14,625.39, including interest at 3.91% per annum, maturing June 14, 2015.

<u>Capital Lease – Energy Conservation Project</u>	
Debt requirements are as follows:	
<u>June 30,</u>	
2014	\$ 190,130.07
2015	<u>175,504.68</u>
Total Net Minimum Lease Payments	365,634.75
Less: Imputed Interest	<u>(18,266.56)</u>
Net Present Value of Capital Lease	<u>347,368.19</u>
Less: Current Maturities	<u>(178,747.59)</u>
Long-Term Capital Lease Obligations	<u>\$ 168,620.60</u>

**12. OPERATING LEASES**

The College has entered into a number of operating leases for space, vehicles and office equipment. Total rent expense paid under the current operating leases was \$431,309.47 for the year ended June 30, 2013. All current operating leases, except as described below, are on a month to month contract with no future minimum rental payments.

Related Party Operating Lease

The College has entered into a lease agreement with Neosho County Community College Foundation for the lease of a facility the Foundation owns. The operating lease is a noncancelable 20 year lease requiring annual payments sufficient to cover debt payments and any additional cost of construction associated with the facility. Amounts paid in fiscal year ended June 30, 2013, was \$401,771.15. Future minimum rental payments due under the operating lease are as follows:

<u>FISCAL YEAR</u> <u>JUNE 30,</u>	<u>TOTAL</u>
2014	\$ 407,169.50
2015	406,669.50
2016	405,519.50
2017	403,694.50
2018	405,094.50
2019-2023	2,032,122.50
2024-2028	2,021,482.50
2029-2030	<u>806,685.00</u>
	<u>\$ 6,888,437.50</u>

**13. GRANTS TO OTHERS**

Component Unit:

The Foundation originally pledged \$200,000.00 to be given over ten years to assist in the construction of the Chanute Community Sports Complex in Chanute, Kansas. Accounting principles generally accepted in the United States of America requires that this pledge be recorded as an expense at the time of the pledge at present value. The following schedule lists the yearly contribution, discounted to present value. A discount rate of three percent was used for the calculation.

<u>Year</u> <u>Ending</u> <u>June 30,</u>	<u>Contribution</u>	<u>Less</u> <u>Discount</u>	<u>Present</u> <u>Value</u>
2014	\$ 20,000.00	\$ 565.05	\$ 19,434.95

**14. RESTRICTED NET POSITION - EXPENDABLE**

Component Unit:

Restricted Net Position – Expendable consist of donations received and are restricted to use and are presented as follows:

Mary Lee Johnson – Donor use restrictions	\$ 155,512.52
Bethel Evangelical Lutheran Church – Donor use restrictions	6,500.00
Gear Up Scholarships – Donor use restrictions	4,860.50
Title III Grant and Match – 50% of interest only for 20 years (expires 06/2030)	<u>219,918.78</u>
Total Restricted Net Position - Expendable	<u>\$ 386,791.80</u>



**15. NET POSITION - NONEXPENDABLE**

Component Unit:

On June 30, 2013 the Foundation Endowments are summarized in the following table:

	<u>Nonexpendable</u>
Donor-Restricted Endowment Funds	\$ 1,362,507.77
Board-Designated Endowment Funds	<u>                    - -</u>
 Total Funds	 <u>\$ 1,362,507.77</u>

Changes in endowments as of June 30, 2013 are as follows:

	<u>Nonexpendable</u>
Endowment Net position, Beginning of Year	\$ 1,362,507.77
Contributions	<u>                    22,240.00</u>
 Endowment Net position, End of Year	 <u>\$ 1,384,747.77</u>

All endowment funds are considered to be nonexpendable. Therefore the spending policy does not allow for distribution of these funds. Investment income from these funds is considered to be unrestricted unless otherwise designated.

**16. DEFINED BENEFIT PENSION PLAN**

*Plan description.* The (non-school municipality) participates in the Kansas Public Employees Retirement System (KPERs). KPERs is a part of a cost-sharing, multiple-employer defined benefit pension plan as provided by Kansas law. KPERs provides retirement benefits, life insurance, disability income benefits, and death benefits. Kansas law establishes and amends benefit provisions. KPERs issues a publicly available financial report (only one is issued) that includes financial statements and required supplementary information. Those reports may be obtained by writing to KPERs (611 South Kansas, Suite 100, Topeka, KS 66603) or by calling 1-888-275-5737.

*Funding Policy.* K.S.A. 74-4919 and K.S.A. 74-49,210 establish the KPERs member-employee contribution rates. Effective July 1, 2009 KPERs has two benefit structures and funding depends on whether the employee is a Tier 1 or Tier 2 member. Tier 1 members are active and contributing members hired before July 1, 2009. Tier 2 members were first employed in a covered position on or after July 1, 2009. Kansas law establishes the KPERs member-employee contribution rate at 4% of covered salary for Tier 1 members and at 6% of covered salary for Tier 2 members. The employer collects and remits member-employee contributions according to the provisions of Section 414(h) of the Internal Revenue Code. Kansas law provides that employer contribution rates be determined annually based on the results of an annual actuarial valuation. KPERs is funded on an actuarial reserve basis. Kansas law sets a limitation on annual increases in the employer contribution rates.

**17. OTHER POST EMPLOYMENT BENEFITS**

Under the Consolidated Omnibus Budget Reconciliation Act (COBRA), the government makes health care benefits available to eligible former employees and eligible dependents. Certain requirements are outlined by the federal government for this coverage. The premium is paid in full by the insured. There is no cost to the government under this program.

GASB Statement No. 45, Accounting and Financial Reporting by Employers for Postemployment Benefits Other Than Pensions

Plan description: The College sponsors a single-employer other post-employment benefit plan that provides medical, dental, and prescription drug benefits to qualifying retirees and their dependents. Employees, who qualify for pension benefits under the Kansas Public Employee Retirement System (KPERs) and are enrolled in the College’s insurance benefits during the benefit plan year prior to retirement, are eligible for benefits. Under KPERs, a participant must be at least age 55 with at least 10 years of service or meet Rule of 85 (age + service >= 85) at any age to be eligible. Also, a retiring employee who waives continuing participation in the College’s health plan at the time of retirement is not eligible to participate at a later date. Employees who qualify for a total disability benefit under the KPERs Disability Benefits Program are eligible for benefits until they qualify for Medicare. Spouses may continue coverage upon retiree death or attainment of Medicare eligibility age under Cobra for up to 36 months not to exceed the spouse’s own age 65.

Funding policy: The College establishes and amends contribution requirements. The current funding policy of the College is to fund benefits on a pay-as-you-go basis. This arrangement does not qualify as other post employment benefits (OPEB) plan assets under Governmental Accounting Standards Board (GASB) Statement No. 45 for current GASB reporting. Retirees, who either meet the Rule of 85 or are age 55 with 15 years of service upon retirement, pay 100% of group insurance premiums to maintain coverage.

Annual OPEB cost and net OPEB obligation: The College’s annual OPEB cost (expense) is calculated based on the annual required contribution (ARC) of the employer, an amount actuarially determined in accordance with the parameters of GASB Statement No. 45. The ARC represents a level of funding that, if paid on an ongoing basis is projected to cover the normal cost each year and amortize any unfunded actuarial liabilities or funding excess) over a period not to exceed thirty years. The following table shows the components of the College’s annual OPEB obligation.

Annual Required Contribution	\$ 70,421.00
Interest on Net OPEB Obligation	5,482.00
Adjustment to Annual Required Contribution	<u>6,831.00</u>
Annual OPEB Cost	69,072.00
Net Contributions Made	<u>6,000.00</u>
Increase OPEB Obligation	<u>63,072.00</u>
Net OPEB Obligation – June 30, 2012	<u>156,637.00</u>
Net OPEB Obligation – June 30, 2013	<u>\$ 219,709.00</u>

The College’s OPEB cost, the percentage of OPEB cost contributed to the plan, and the net OPEB obligation for fiscal year 2013 follows.

Fiscal Year Ended	OPEB Cost	Percentage of Annual OPEB Cost Contributed	Net OPEB Obligation
June 30, 2013	\$ 219,709.00	9.51%	\$ 219,709.00

**17. OTHER POST EMPLOYMENT BENEFITS (Continued)**

Funded Status and Funding Progress: As of July 1, 2012, the most recent actuarial valuation, the plan was zero percent funded. The College's actuarial accrued liability for benefits was \$453,053 and the actuarial value of assets is zero, resulting in an unfunded actuarial accrued liability (UAAL) of \$453,053. The results of the July 1, 2012 valuation were rolled forward to June 30, 2013. The actuarial accrued liability for benefits was \$453,053, and the actuarial value of assets is none, resulting in an unfunded actuarial accrued liability (UAAL) of \$453,053 as of June 30, 2013. The covered payroll (annual payroll of active employees covered by the plan) was \$5,908,074 and the ratio of the UAAL to the covered payroll was 7.7%.

Actuarial Methods and Assumptions: Actuarial valuations for an ongoing Plan involve estimates of the value of reported amounts and assumptions about the probability of occurrence of events far into the future. Actuarially determined amounts are subject to continuous revision as actual results are compared to past expectations and new estimates are made about the future. Although the valuation results are based on values the College's actuarial consultant believes are reasonable assumptions, the valuation result is only an estimate of what future costs may actually be and reflect a long-term perspective. Deviations in any of several factors, such as future interest rate discounts, medical cost inflation, Medicare coverage risk, and changes in marital status, could result in actual costs being greater or less than estimated. The required schedule of funding progress, presented as required supplementary information immediately following the notes to the financial statements, presents multiyear information about whether the actuarial value of plan assets is increasing or decreasing over time relative to the actuarial accrued liabilities for benefits.

Projection of benefits for financial reporting purposes are based on the substantive Plan (the Plan as understood by the employer and the Plan members) and include the types of benefits provided at the time of each valuation and the historical pattern of sharing benefit costs between the employer and Plan members to that point. The actuarial methods and assumptions used include techniques that are designed to reduce the effects of short-term volatility in actuarial accrued liabilities and the actuarial value of assets, consistent with the long-term perspective of the calculations.

In the initial actuarial valuation for the Plan as of July 1, 2012, the projected unit credit actuarial cost method was used. The actuarial assumptions included an 3.50% investment rate of return (net of administrative expenses), which is a blended rate of the expected long-term investment returns on Plan assets and on the College's own investments calculated based on the funded level of the Plan at the valuation date, and an annual healthcare cost trend rate of 8.5% initially, reduced by decrements to an ultimate rate of 5% after eight years. The actuarial value of assets will be determined using fair value. The UAAL will be amortized over a 30 year open period in level dollar amounts.

*Early Retirement Benefits:* The College provides an early retirement program for certain eligible employees. The early retirement benefit shall be an annual payment determined by utilization of the percentage opposite the year of benefit on the following tables. The percentage for the year shall be multiplied by the Employee's last annual contract salary. The payment shall be paid annually in either January or July through the college contract year which the Full-time Employee reaches age sixty-four (64) or for a period of five (5) years, which occurs first. There are two options available.

**17. OTHER POST EMPLOYMENT BENEFITS** (Continued)

1. A full-time employee eligible for early retirement under the terms and conditions of Plan A will receive early retirement benefits pursuant to Plan A if the Application is made during fiscal years 2011-12 through 2013-14 inclusive unless the Full-time employee specifically elects to receive early retirement benefits pursuant to Plan B.
2. All other Full-time employees eligible for early retirement will receive early retirement benefits pursuant to Plan B.
3. A plan election may not be changed after the Application.

<u>Plan A</u>		<u>Plan B</u>	
<u>Year of Benefit</u>	<u>Percent</u>	<u>Year of Benefit</u>	<u>Percent</u>
Age 56	8%	KPER Eligible	21%
Age 57	10%	Eligible + 1 yr	18%
Age 58	13%	Eligible + 2 yrs	15%
Age 59	17%	Eligible + 3 yrs	12%
Age 60	21%	Eligible + 4 yrs	9%
Age 61	17%	Eligible + 5yrs	6%
Age 62	13%	Eligible + 6 yrs	3%
Age 63	10%		
Age 64	8%		

The following is a schedule of benefits payable for eligible employees which have taken early retirement as of June 30, 2013:

<u>Paid or Payable</u>	<u>Year Ended June 30<sup>th</sup></u>	<u>Amount</u>
Paid	2013	<u>\$ 29,588.21</u>
Payable	2014	23,352.15
Payable	2015	8,949.15
Payable	2016	8,949.15
Payable	2017	8,949.15

**18. COMPENSATED ABSENCES**

Full time employees are entitles to vacation pay based upon employment classification and years of services. If an employee terminates before the end of the contract year, the vacation period will be prorated based upon the number of contract days in such year employed prior to termination. All vacations must receive prior approval from the employee's immediate supervisor, and the employee must complete an absence report. Vacation days not scheduled and used within twelve (12) months from the end of the contract year in which earned will be forfeited.

Schedule of Vacation Hours (Days)

	<u>1 - 5 yrs</u>	<u>6 - 10 yrs</u>	<u>11 - 15 yrs</u>	<u>16 + yrs</u>
Clerical/Maintenance	80 (10)	120 (15)	160 (20)	200 (25)
Management Support	80 (10)	120 (15)	160 (20)	200 (25)
Administrator	160 (20)	168 (21)	184 (23)	200 (25)
Senior Administrator	160 (20)	176 (22)	200 (25)	200 (25)
Executive Administrator	160 (20)	200 (25)	240 (30)	240 (30)

**18. COMPENSATED ABSENCES** (Continued)

Each full-time employee shall receive eight sick hours per month, cumulative to a maximum of 720 hours. Employees shall be compensated for all accumulated unused sick leave at the time of that employee's retirement. Compensation will be set at a rate of six dollars per hour for each hour of accumulated unused sick leave at the time of retirement.

The College accrues a liability for compensated absences which meet the following criteria:

1. The College's obligation relating to employees' rights to receive compensation for future absences is attributable to employees' services already rendered.
2. The obligation relates to rights that vest or accumulate.
3. Payment of the compensation is probable.
4. The amount can be reasonably estimated.

In accordance with the above criteria the College has accrued a liability for vacation and has not recorded a liability for sick leave, which has been earned, but not taken, inasmuch as the amount cannot be reasonably estimated.

**19. CONTINGENT LIABILITIES**

Amounts received or receivable from grantor agencies are subject to audit and adjustment by grantor agencies, principally the federal government. Any disallowed claims, including amounts already collected, may constitute a liability of the applicable funds. The amount, if any, of expenditures which may be disallowed by the grantor cannot be determined at this time, although the College expects such amounts, if any, to be immaterial.

**20. CONCENTRATION OF RISK**

Component Unit

61.80% of the Foundation's cash and investments are invested in growth and income or growth mutual funds at June 30, 2013. The effect in the future on the Foundation's portfolio is unknown and is subject to market economic conditions.

**21. RISK MANAGEMENT**

The College is exposed to various risks of loss related to torts; theft of, damage to, or destruction of assets; errors and omissions; injuries to employee; employees' health and life; and natural disasters. The College manages these risks of loss through the purchase of various insurance policies.

**22. EMPLOYEE BENEFIT PLANS**

The College has established a 403(B) plan available for its employees. An employee is eligible on the date of hire to contribute and receive employer match. The College has approved a match of not less than \$25.00 per month. Total contributions made by the Organization into the plan on behalf of the employees for the year ended June 30, 2013 was \$17,075.00.

**23. REVENUE BOND REQUIRED DISCLOSURE**

Insurance is carried on property constituting the system covered by the Series 2005 Student Union and Dormitory System Refunding Revenue Bonds in the amount of \$7,385,992.00 blanket coverage, \$1,000.00 deductible per occurrence, through EMC Insurance Company for the period July 1, 2012, through July 1, 2013, renewable annually. The premiums paid were \$9,601.33.

Total system users for the fall 2012 and the spring of 2013 were as follows:

	<u>Fall 2012</u>	<u>Spring 2013</u>
Dorm Residents	272	244

**24. RELATED PARTY TRANSACTIONS**

The Neosho County Community College Foundation was formed to promote and foster the educational purposes of the College, and to create a fund to be used for any program, project, or enterprise undertaken in the interest of the College. The Foundation acts largely as a fund raising organization, soliciting, receiving, managing and disbursing contributions on behalf of the College. Most of the contributions received are designated by the donors to be used for specific purposes or by specific departments. In these instances, the Foundation serves essentially as a conduit. Contributions that are not designated are used where the need is considered greatest, as determined by the Foundation's board of directors. The Foundation disbursed to the College for the year ended June 30, 2013, \$70,249.00. The Foundation disbursed on behalf of the College, through its activities funds for the year-ended June 30, 2013, \$277,654.05. The College disbursed on behalf of the Foundation donated services and facilities for the year ended June 30, 2013, \$95,935.87. The College disbursed to the Foundation in the form of rent \$401,771.15.

**25. SUBSEQUENT EVENTS**

The College evaluated events and transactions occurring subsequent year end, and there were no subsequent events requiring recognition in the financial statements. Additionally, there were no nonrecognized subsequent events requiring disclosure.

**26. PRIOR PERIOD ADJUSTMENT**

During the year ended June 30, 2013, the College recorded the OPEB obligation for the prior year in order to be in compliance with GASB 45. The effects on the financial statements are as follows:

Beginning net position have been restated as follows:

Net position, Beginning of the Year, As Reported	\$ 7,075,769.42
OPEB Obligation liability at June 30, 2012	<u>(156,637.00)</u>
Net position, Beginning of the Year, As Restated	<u>\$ 6,919,132.42</u>

The retrospective application of a change would have decreased operating revenue over expenses by \$61,856.00 for the year ended June 30, 2012.

**27. SEGMENT INFORMATION**

A segment is an identifiable activity reported as a stand alone entity for which one or more revenue bonds are outstanding. A segment has a specific identifiable revenue stream pledged in support of revenue bonds and has related expenses, gains, losses, assets, and liabilities that are required by an external party to be accounted for separately. The Auxiliary Enterprise Dorm Fund qualifies as a segment and is as follows:

Condensed Statement of Net position

Assets:	
Current assets	\$ 487,161.61
Liabilities	
Current liabilities	\$ 22,965.92
Noncurrent liabilities	2,203.33
Net position	
Unrestricted	461,992.36
Total Assets and Liabilities	<u>\$ 487,161.61</u>

Condensed Statement of Revenues, Expenses and

Changes in Net position	
Operating revenues	\$ 1,488,419.02
Other operating expenses	<u>(971,915.80)</u>
Operating income	<u>516,503.22</u>
Investment income -	
Interest income	35.41
Transfers in (out)	(498,922.65)
Change in net position	17,615.98
Beginning net position	444,376.38
Ending net position	<u>\$ 461,992.36</u>

Condensed statement of Cash Flows

Net cash provided (used) by:	
Operating activities	\$ 458,391.18
Capital and related financing activities	<u>(498,887.24)</u>
Net increase (decrease) in cash	(40,496.06)
Beginning cash and cash equivalents	507,310.59
Ending cash and cash equivalents	<u>\$ 466,814.53</u>

**28. INTERFUND TRANSFERS**

Operating transfers were as follows:

<u>From Fund:</u>	<u>To Fund:</u>	<u>Amount</u>
General Fund	Adult Education Fund	\$ 28,405.94
General Fund	Other Grant Funds	133,890.00
General Fund	Postsecondary Technical Education Fund	97,303.94
Auxiliary Enterprise Fund	Retirement of Indebtedness Fund	498,922.65

Transfers are used to (1) move revenues from the fund that statute or budget requires to collect them to the fund that statute or budget requires to expend them, and (2) use unrestricted revenue collected in the general fund to finance various programs accounted for in other funds in accordance with budgetary authorizations.

**REQUIRED  
SUPPLEMENTAL INFORMATION**



**NEOSHO COUNTY COMMUNITY COLLEGE**  
Chanute, Kansas

Schedule of Funding Progress

For the Year Ended June 30, 2013

The College's annual OPEB cost, the percentage of annual OPEB cost contributed to the plan, and the net OPEB obligation for fiscal year 2013 follows.

<u>Year Ended</u>	<u>OPEB Cost</u>	<u>Percentage of Annual OPEB Cost Contributed</u>	<u>Net OPEB Obligation</u>
June 30, 2013	\$ 219,709	9.51%	\$ 219,709

## **SUPPLEMENTAL INFORMATION**

**NEOSHO COUNTY COMMUNITY COLLEGE**

Chanute, Kansas

Combining Schedule of Net Position - Primary Institution

June 30, 2013

ASSETS	POSTSECONDARY			ADULT		AUXILIARY		AUXILIARY		FEDERAL		SUPPLEMENTAL	
	GENERAL	TECHNICAL EDUCATION	ADULT EDUCATION	SUPPLEMENTAL EDUCATION	STUDENT UNION	ENTERPRISE BOOKSTORE	WORK STUDY	OPPORTUNITY GRANT	PELL GRANT	DIRECT LOANS			
Current Assets													
Cash and Cash Equivalents	\$ 3,521,523.81	\$ 149,847.40	\$ 30,982.65	\$ 15,612.39	\$ 466,814.53	\$ 246,045.54	\$ -	\$ -	\$ 402.00	\$ -			
Receivables													
Federal	-	-	2,500.00	-	20,347.08	-	-	-	511.00	106,685.00			
Other	43,313.84	42,995.57	-	-	-	42,809.25	-	-	-	-			
Inventories	-	-	-	-	-	1,003,811.77	-	-	-	-			
Total Current Assets	3,564,837.65	192,842.97	33,482.65	15,612.39	487,161.61	1,292,666.56	-	-	913.00	106,685.00			
Noncurrent Assets													
Cash and Cash Equivalents	-	-	-	-	-	-	-	-	-	-			
Bond Issuance Costs, net	-	-	-	-	-	-	-	-	-	-			
Capital Assets	-	-	-	-	-	-	-	-	-	-			
Accumulated Depreciation	-	-	-	-	-	-	-	-	-	-			
Total Noncurrent Assets	-	-	-	-	-	-	-	-	-	-			
<b>TOTAL ASSETS</b>	<b>\$ 3,564,837.65</b>	<b>\$ 192,842.97</b>	<b>\$ 33,482.65</b>	<b>\$ 15,612.39</b>	<b>\$ 487,161.61</b>	<b>\$ 1,292,666.56</b>	<b>\$ -</b>	<b>\$ -</b>	<b>\$ 913.00</b>	<b>\$ 106,685.00</b>			
<b>LIABILITIES AND NET POSITION</b>													
<b>LIABILITIES</b>													
Current Liabilities													
Accounts Payable	\$ 500,522.95	\$ 66,749.82	\$ 30,982.65	\$ 3,634.35	\$ 8,834.92	\$ 6,041.38	\$ -	\$ -	\$ 511.00	\$ 106,685.00			
Accrued Interest Expense	-	-	-	-	-	-	-	-	-	-			
Deposits Held in Custody for Others	-	-	-	-	14,131.00	-	-	-	-	-			
Total Current Liabilities	500,522.95	66,749.82	30,982.65	3,634.35	22,965.92	6,041.38	-	-	511.00	106,685.00			
Noncurrent Liabilities													
Accrued Vacation	169,509.02	26,886.86	12,065.28	-	2,203.33	2,129.82	-	-	-	-			
OPEB Obligations	219,709.00	-	-	-	-	-	-	-	-	-			
Revenue Bonds Payable	-	-	-	-	-	-	-	-	-	-			
Capital Leases Payable	-	-	-	-	-	-	-	-	-	-			
Total Noncurrent Liabilities	389,218.02	26,886.86	12,065.28	-	2,203.33	2,129.82	-	-	-	-			
<b>TOTAL LIABILITIES</b>	<b>889,740.97</b>	<b>93,636.68</b>	<b>43,047.93</b>	<b>3,634.35</b>	<b>25,169.25</b>	<b>8,171.20</b>	<b>-</b>	<b>-</b>	<b>511.00</b>	<b>106,685.00</b>			
<b>NET POSITION</b>													
Invested in Capital Assets,													
Net of Related Debt	-	-	-	-	-	-	-	-	-	-			
Restricted Net Position													
Bond and Interest	-	-	-	-	-	-	-	-	-	-			
Depreciation and Replacement	-	-	-	-	-	-	-	-	-	-			
Bond Reserve	-	-	-	-	-	-	-	-	-	-			
Unrestricted Net Position	2,675,096.68	99,206.29	(9,565.28)	11,978.04	461,992.36	1,284,495.36	-	-	402.00	-			
<b>TOTAL NET POSITION</b>	<b>2,675,096.68</b>	<b>99,206.29</b>	<b>(9,565.28)</b>	<b>11,978.04</b>	<b>461,992.36</b>	<b>1,284,495.36</b>	<b>-</b>	<b>-</b>	<b>402.00</b>	<b>-</b>			
<b>TOTAL LIABILITIES AND NET POSITION</b>	<b>\$ 3,564,837.65</b>	<b>\$ 192,842.97</b>	<b>\$ 33,482.65</b>	<b>\$ 15,612.39</b>	<b>\$ 487,161.61</b>	<b>\$ 1,292,666.56</b>	<b>\$ -</b>	<b>\$ -</b>	<b>\$ 913.00</b>	<b>\$ 106,685.00</b>			

Schedule 2 (Continued)

NEOSHO COUNTY COMMUNITY COLLEGE

Chanute, Kansas

Combining Schedule of Net Position - Primary Institution

June 30, 2013

ASSETS	OTHER GRANT FUNDS	TITLE III FUNDS	BARBEE LIBRARY BEQUEST	ALL-FAITH CHAPEL	CAPITAL OUTLAY	RETIEMENT OF INDEBTEDNESS	INVESTMENT IN PLANT	AGENCY FUNDS	TOTALS - PRIMARY INSTITUTION
Current Assets									
Cash and Cash Equivalents	\$ (66,066.91)	\$ 10,223.08	\$ 1,029.96	\$ 205.64	\$ 7,477.89	\$ 218.69	\$ -	\$ 939,505.80	\$ 5,323,822.47
Receivables									
Federal	208,765.55	70,843.25	-	-	-	-	-	-	409,651.88
Other	-	-	-	-	-	-	-	129,894.23	259,012.89
Inventories	-	-	-	-	-	-	-	-	1,003,811.77
Total Current Assets	142,698.64	81,066.33	1,029.96	205.64	7,477.89	218.69	-	1,069,400.03	6,996,299.01
Noncurrent Assets									
Cash and Cash Equivalents	-	-	-	-	\$ -	630,821.15	-	-	630,821.15
Bond Issuance Costs, net	-	-	-	-	-	148,499.08	-	-	148,499.08
Capital Assets	-	-	-	-	-	-	19,402,511.94	-	19,402,511.94
Accumulated Depreciation	-	-	-	-	-	-	(10,227,844.24)	-	(10,227,844.24)
Total Noncurrent Assets	-	-	-	-	-	779,320.23	9,174,667.70	-	9,953,987.93
TOTAL ASSETS	\$ 142,698.64	\$ 81,066.33	\$ 1,029.96	\$ 205.64	\$ 7,477.89	\$ 779,538.92	\$ 9,174,667.70	\$ 1,069,400.03	\$ 16,950,286.94
LIABILITIES AND NET POSITION									
LIABILITIES									
Current Liabilities									
Accounts Payable	\$ 132,390.16	\$ 81,066.33	\$ -	\$ -	\$ -	\$ -	\$ -	\$ 744.16	\$ 938,162.72
Accrued Interest Expense	-	-	-	-	-	22,084.93	-	-	22,084.93
Deposits Held in Custody for Others	-	-	-	-	-	-	-	1,068,655.87	1,082,786.87
Total Current Liabilities	132,390.16	81,066.33	-	-	-	22,084.93	-	1,069,400.03	2,043,034.52
Noncurrent Liabilities									
Accrued Vacation	-	-	-	-	-	-	-	-	212,794.31
OPEB Obligations	-	-	-	-	-	-	-	-	219,709.00
Revenue Bonds Payable	-	-	-	-	-	-	6,150,000.00	-	6,150,000.00
Capital Leases Payable	-	-	-	-	-	-	347,368.19	-	347,368.19
Total Noncurrent Liabilities	-	-	-	-	-	-	6,497,368.19	-	6,929,871.50
TOTAL LIABILITIES	132,390.16	81,066.33	-	-	-	22,084.93	6,497,368.19	1,069,400.03	8,972,906.02
NET POSITION									
Invested in Capital Assets,									
Net of Related Debt	-	-	-	-	-	-	2,677,299.51	-	2,677,299.51
Restricted Net Position									
Bond and Interest	-	-	-	-	-	41,529.90	-	-	41,529.90
Depreciation and Replacement	-	-	-	-	-	50,000.00	-	-	50,000.00
Bond Reserve	-	-	-	-	-	539,291.25	-	-	539,291.25
Unrestricted Net Position	10,308.48	-	1,029.96	205.64	7,477.89	126,632.84	-	-	4,669,260.26
TOTAL NET POSITION	10,308.48	-	1,029.96	205.64	7,477.89	757,453.99	2,677,299.51	-	7,977,380.92
TOTAL LIABILITIES AND NET POSITION	\$ 142,698.64	\$ 81,066.33	\$ 1,029.96	\$ 205.64	\$ 7,477.89	\$ 779,538.92	\$ 9,174,667.70	\$ 1,069,400.03	\$ 16,950,286.94

**NEOSHO COUNTY COMMUNITY COLLEGE**

Chanute, Kansas

Combining Schedule of Revenues, Expenses, and Changes in Net Position - Primary Institution  
For the Year Ended June 30, 2013

	GENERAL	POSTSECONDARY TECHNICAL EDUCATION	ADULT EDUCATION	ADULT SUPPLEMENTAL EDUCATION	AUXILIARY ENTERPRISE STUDENT UNION	AUXILIARY ENTERPRISE BOOKSTORE	FEDERAL WORK STUDY	SUPPLEMENTAL EDUCATIONAL OPPORTUNITY GRANT	PELL GRANT	DIRECT LOANS
<b>REVENUES</b>										
Operating Revenues										
Student Tuition and Fees	\$ 2,840,973.74	\$ 1,907,933.91	\$ 7,499.50	\$ 65,806.03	\$ 153,574.19	\$ -	\$ -	\$ -	\$ -	\$ -
Federal Grants and Contracts	139,424.36	-	319,744.00	-	-	-	31,285.81	31,863.00	-	3,106,042.00
State Grants and Contracts	690,419.10	-	61,237.00	-	-	-	-	-	-	-
Sales and Services of Auxiliary Enterprises	-	-	-	-	1,334,844.83	999,484.23	-	-	-	-
Other Operating Revenues	229,897.40	2,500.00	221,219.00	-	-	-	-	-	-	-
Total Operating Revenues	3,900,714.60	1,910,433.91	609,699.50	65,806.03	1,488,419.02	999,484.23	31,285.81	31,863.00	-	3,106,042.00
<b>EXPENSES</b>										
Educational and General										
Instruction	3,090,250.81	2,129,134.96	637,983.83	53,827.99	-	-	-	-	-	-
Public Service	26,070.60	-	-	-	-	-	-	-	-	-
Academic Support	609,237.20	107,790.47	-	-	-	-	-	-	-	-
Student Services	1,657,590.76	163,191.73	-	-	-	-	-	-	-	-
Institutional Support	3,005,133.18	356,313.67	-	-	-	-	-	-	-	-
Operation and Maintenance	1,547,417.38	362,424.34	-	-	-	-	-	-	-	-
Scholarships and Awards	259,872.58	167,074.42	-	-	-	-	31,285.81	31,863.00	3,208,999.00	3,106,042.00
Auxiliary Enterprises	-	-	-	-	971,915.80	515,083.37	-	-	-	-
Depreciation Expense	-	-	-	-	-	-	-	-	-	-
Total Operating Expenses	10,195,572.51	3,285,929.59	637,983.83	53,827.99	971,915.80	515,083.37	31,285.81	31,863.00	3,208,999.00	3,106,042.00
Operating Income (Loss)	(6,294,857.91)	(1,375,495.68)	(28,284.33)	11,978.04	516,503.22	484,400.86	-	-	(3,208,999.00)	-
<b>Nonoperating Revenues (Expenses)</b>										
State Appropriations	1,515,432.00	1,346,013.00	-	-	-	-	-	-	-	-
Federal Pell Grants	-	-	-	-	-	-	-	-	3,208,999.00	-
County Appropriations	5,242,245.69	-	98.46	-	-	-	-	-	-	-
Investment Income	12,809.98	-	-	-	35.41	-	-	-	-	-
Debt Service	(175,504.68)	-	-	-	-	-	-	-	-	-
Gain (Loss) on Sale of Asset	12,930.56	-	-	-	-	-	-	-	-	-
Operating Transfers	(259,599.88)	97,303.94	28,405.94	-	(498,922.65)	-	-	-	-	-
Net Nonoperating Revenues (Expenses)	6,348,313.67	1,443,316.94	28,504.40	-	(498,887.24)	-	-	-	3,208,999.00	-
Increase (Decrease) in Net Position	53,455.76	67,821.26	220.07	11,978.04	17,615.98	484,400.86	-	-	-	-
Net Position - Beginning of Year	2,621,640.92	31,385.03	(9,785.35)	-	444,376.38	800,094.50	-	-	402.00	-
Net Position - End of Year	\$ 2,675,096.68	\$ 99,206.29	\$ (9,565.28)	\$ 11,978.04	\$ 461,992.36	\$ 1,284,495.36	\$ -	\$ -	\$ 402.00	\$ -

Schedule 3 (Continued)

NEOSHO COUNTY COMMUNITY COLLEGE

Chanute, Kansas

Combining Schedule of Revenues, Expenses, and Changes in Net Position - Primary Institution  
For the Year Ended June 30, 2013

	OTHER GRANT FUNDS	TITLE III FUNDS	BARBEE LIBRARY BEQUEST	ALL-FAITH CHAPEL	CAPITAL OUTLAY	RETIREMENT OF INDEBTEDNESS	INVESTMENT IN PLANT	SUB-TOTAL PRIMARY INSTITUTION	ELIMINATING INTER-COMPANY SCHOLARSHIPS	TOTALS - PRIMARY INSTITUTION
<b>REVENUES</b>										
Operating Revenues										
Student Tuition and Fees	\$ -	\$ -	\$ -	\$ -	\$ -	\$ -	\$ -	\$ 4,975,787.37	\$ (1,248,479.60)	\$ 3,727,307.77
Federal Grants and Contracts	1,552,060.19	327,041.93	-	-	-	-	-	5,507,461.29	(3,106,042.00)	2,401,419.29
State Grants and Contracts	340,021.25	-	-	-	-	-	-	1,091,677.35	-	1,091,677.35
Sales and Services of Auxiliary Enterprises	-	-	-	-	-	-	-	2,334,329.06	-	2,334,329.06
Other Operating Revenues	32,882.50	-	-	-	-	-	-	486,498.90	-	486,498.90
Total Operating Revenues	1,924,963.94	327,041.93	-	-	-	-	-	14,395,753.97	(4,354,521.60)	10,041,232.37
<b>EXPENSES</b>										
Educational and General										
Instruction	-	-	-	-	-	-	(116,523.74)	5,794,673.85	-	5,794,673.85
Public Service	-	-	-	-	-	-	-	26,070.60	-	26,070.60
Academic Support	-	-	-	-	-	-	(10,117.94)	706,909.73	-	706,909.73
Student Services	2,059,806.00	327,041.93	-	-	-	-	(166,933.03)	4,040,697.39	-	4,040,697.39
Institutional Support	-	-	-	-	-	-	(22,553.24)	3,338,893.61	-	3,338,893.61
Operation and Maintenance	-	-	-	-	92,519.50	-	(642,485.37)	1,359,875.85	-	1,359,875.85
Scholarships and Awards	-	-	-	-	-	-	-	6,805,136.81	(4,354,521.60)	2,450,615.21
Auxiliary Enterprises	-	-	-	-	-	-	-	1,486,999.17	-	1,486,999.17
Depreciation Expense	-	-	-	-	-	-	821,915.64	821,915.64	-	821,915.64
Total Operating Expenses	2,059,806.00	327,041.93	-	-	92,519.50	-	(136,697.68)	24,381,172.65	(4,354,521.60)	20,026,651.05
Operating Income (Loss)	(134,842.06)	-	-	-	(92,519.50)	-	136,697.68	(9,985,418.68)	-	(9,985,418.68)
Nonoperating Revenues (Expenses)										
State Appropriations	-	-	-	-	-	-	-	2,861,445.00	-	2,861,445.00
Federal Pell Grants	-	-	-	-	-	-	-	3,208,999.00	-	3,208,999.00
County Appropriations	-	-	-	-	46,127.20	-	-	5,288,471.35	-	5,288,471.35
Investment Income	-	-	-	-	-	4,056.13	-	16,901.52	-	16,901.52
Debt Service	-	-	-	-	-	(510,588.84)	348,937.52	(337,156.00)	-	(337,156.00)
Gain (Loss) on Sale of Asset	-	-	-	-	-	-	(7,924.25)	5,006.31	-	5,006.31
Operating Transfers	133,890.00	-	-	-	-	498,922.65	-	-	-	-
Net Nonoperating Revenues (Expenses)	133,890.00	-	-	-	46,127.20	(7,610.06)	341,013.27	11,043,667.18	-	11,043,667.18
Increase (Decrease) in Net Position	(952.06)	-	-	-	(46,392.30)	(7,610.06)	477,710.95	1,058,248.50	-	1,058,248.50
Net Position - Beginning of Year	11,260.54	-	1,029.96	205.64	53,870.19	765,064.05	2,199,588.56	6,919,132.42	-	6,919,132.42
Net Position - End of Year	\$ 10,308.48	\$ -	\$ 1,029.96	\$ 205.64	\$ 7,477.89	\$ 757,453.99	\$ 2,677,299.51	\$ 7,977,380.92	\$ -	\$ 7,977,380.92

**NEOSHO COUNTY COMMUNITY COLLEGE**

Chanute, Kansas

Schedules of Revenues, Expenditures, and  
Changes in Unencumbered Cash – Budget and Actual

For the Year Ended June 30, 2013

Schedules 4 to 11 are prepared in accordance with Kansas cash basis and budget laws (Budget Basis), which differs from generally accepted accounting principles (GAAP Basis). Cash receipts are recognized when the cash balance of a fund is increased. For an interfund transaction, a cash receipt is recorded in the fund receiving the cash from another fund. Cash disbursements are recognized when the cash balance of a fund is decreased. For an interfund transaction, a cash disbursement is recorded in the fund in which the cash is transferred. Expenditures include cash disbursements, transfers, accounts payable and encumbrances – that is, commitments related to unperformed (executory) contracts for goods and services, and are usually evidenced by a purchase order or written contract.

## NEOSHO COUNTY COMMUNITY COLLEGE

Chanute, Kansas

## Schedule of Revenues, Expenditures and Changes

in Unencumbered Cash - Budget and Actual

Current Funds - Unrestricted

General Fund - Regulatory Basis

For the Year Ended June 30, 2013

With Comparative Actual Amounts for the Year Ended June 30, 2012

	Prior Year Budget Basis	Current Year				Variance Over (Under)
		Actual GAAP Basis	Adjustments Budget Basis	Actual Budget Basis	Budget	
<b>REVENUES</b>						
<b>Student Tuition and Fees</b>						
Student Tuition	\$ 1,788,213.64	\$ 1,800,223.45	\$ 20,989.89	\$ 1,821,213.34	\$ 2,183,320.00	\$ (362,106.66)
Other Student Fees	2,162,977.38	1,040,750.29	1,058.90	1,041,809.19	1,837,156.00	(795,346.81)
Total Student Tuition and Fees	3,951,191.02	2,840,973.74	22,048.79	2,863,022.53	4,020,476.00	(1,157,453.47)
<b>Federal Sources</b>						
Federal Grant Administration	110,232.76	139,424.36	-	139,424.36	-	139,424.36
Federal Grant - ARRA	149,718.33	-	-	-	-	-
Total Federal Sources	259,951.09	139,424.36	-	139,424.36	-	139,424.36
<b>State Sources</b>						
State Operating Grant	1,526,308.00	1,515,432.00	-	1,515,432.00	1,515,432.00	-
Other State Sources	-	690,419.10	(690,419.10)	-	-	-
Total State Sources	1,526,308.00	2,205,851.10	(690,419.10)	1,515,432.00	1,515,432.00	-
<b>Local Sources</b>						
Ad Valorem Tax	4,056,567.31	4,573,221.72	-	4,573,221.72	4,941,957.00	(368,735.28)
Motor Vehicle Tax	470,122.61	549,375.59	-	549,375.59	558,629.00	(9,253.41)
Rental Motor Vehicle Tax	274.85	286.37	-	286.37	-	286.37
Recreational Vehicle Tax	5,656.74	4,993.60	-	4,993.60	6,875.00	(1,881.40)
16M-20M Truck Tax	22,251.80	19,886.85	-	19,886.85	-	19,886.85
Delinquent Tax	107,448.04	94,481.56	-	94,481.56	31,292.00	63,189.56
In Lieu of Taxes	4,054.93	-	-	-	-	-
Total Local Sources	4,666,376.28	5,242,245.69	-	5,242,245.69	5,538,753.00	(296,507.31)
<b>Use of Property and Money</b>						
Interest	11,261.62	6,702.37	-	6,702.37	11,000.00	(4,297.63)
Facilities Use	5,636.09	6,107.61	-	6,107.61	-	6,107.61
Sale of Property	4,197.42	12,930.56	-	12,930.56	-	12,930.56
Total Use of Property and Money	21,095.13	25,740.54	-	25,740.54	11,000.00	14,740.54
<b>Other Sources</b>						
Commissions	3,321.69	1,645.91	-	1,645.91	-	1,645.91
Gifts	55,750.00	97,000.00	-	97,000.00	-	97,000.00
Miscellaneous	118,049.17	131,251.49	-	131,251.49	837,548.00	(706,296.51)
Total Other Sources	177,120.86	229,897.40	-	229,897.40	837,548.00	(607,650.60)
<b>TOTAL REVENUES</b>	<b>10,602,042.38</b>	<b>10,684,132.83</b>	<b>(668,370.31)</b>	<b>10,015,762.52</b>	<b>11,923,209.00</b>	<b>(1,907,446.48)</b>



## NEOSHO COUNTY COMMUNITY COLLEGE

Chanute, Kansas

## Schedule of Revenues, Expenditures and Changes

in Unencumbered Cash - Budget and Actual

Current Funds - Unrestricted

General Fund - Regulatory Basis

For the Year Ended June 30, 2013

With Comparative Actual Amounts for the Year Ended June 30, 2012

	Prior Year Budget Basis	Current Year				Variance Over (Under)
		Actual GAAP Basis	Adjustments Budget Basis	Actual Budget Basis	Budget	
EXPENDITURES						
Instruction	\$ 3,215,848.96	\$ 3,090,250.81	\$ 14,215.96	\$ 3,104,466.77	\$ 3,199,036.00	\$ (94,569.23)
Public Service	25,793.31	26,070.60	(105.16)	25,965.44	28,668.00	(2,702.56)
Academic Support	546,340.41	609,237.20	(6,282.23)	602,954.97	736,613.00	(133,658.03)
Student Services	1,517,922.88	1,657,590.76	(14,340.19)	1,643,250.57	1,845,142.00	(201,891.43)
Institutional Support	2,566,820.70	3,005,133.18	(774,178.12)	2,230,955.06	3,149,894.00	(918,938.94)
Operation and Maintenance	2,383,292.14	1,547,417.38	(281,439.98)	1,265,977.40	1,679,263.00	(413,285.60)
Scholarships	187,903.08	259,872.58	-	259,872.58	438,126.00	(178,253.42)
Debt Service					-	
Principal	208,641.35	158,937.52	-	158,937.52	-	158,937.52
Interest	28,552.39	16,567.16	-	16,567.16	-	16,567.16
Operating Transfers To:						
Postsecondary Technical						
Education Fund	562,531.31	97,303.94	-	97,303.94	1,089,445.00	(992,141.06)
Adult Education Fund	23,820.13	28,405.94	-	28,405.94	-	28,405.94
Other Grant Funds	104,760.45	133,890.00	-	133,890.00	-	133,890.00
TOTAL EXPENDITURES	<u>11,372,227.11</u>	<u>10,630,677.07</u>	<u>(1,062,129.72)</u>	<u>9,568,547.35</u>	<u>12,166,187.00</u>	<u>(2,597,639.65)</u>
Excess of Revenues Over (Under) Expenditures and Other Additions (Deductions)	(770,184.73)	53,455.76	393,759.41	447,215.17	(242,978.00)	690,193.17
Unencumbered Cash -						
Beginning of Year	<u>3,303,444.31</u>	<u>2,621,640.92</u>	<u>(88,381.34)</u>	<u>2,533,259.58</u>	<u>2,906,131.00</u>	<u>(372,871.42)</u>
End of Year	<u>\$ 2,533,259.58</u>	<u>\$ 2,675,096.68</u>	<u>\$ 305,378.07</u>	<u>\$ 2,980,474.75</u>	<u>\$ 2,663,153.00</u>	<u>\$ 1,063,064.59</u>

## NEOSHO COUNTY COMMUNITY COLLEGE

Chanute, Kansas

## Schedule of Revenues, Expenditures and Changes

in Unencumbered Cash - Budget and Actual

Current Funds - Unrestricted

Postsecondary Technical Education Fund - Regulatory Basis

For the Year Ended June 30, 2013

With Comparative Actual Amounts for the Year Ended June 30, 2012

	Prior Year Budget Basis	Current Year			Variance Over (Under)	
		Actual GAAP Basis	Adjustments Budget Basis	Actual Budget Basis		
<b>REVENUES</b>						
Student Tuition and Fees						
Student Tuition	\$ 937,196.63	\$ 1,342,847.91	\$ 2,906.97	\$ 1,345,754.88	\$ 1,115,108.00	\$ 230,646.88
Other Student Fees	329,454.25	565,086.00	(3,065.47)	562,020.53	308,122.00	253,898.53
Total Student Tuition and Fees	<u>1,266,650.88</u>	<u>1,907,933.91</u>	<u>(158.50)</u>	<u>1,907,775.41</u>	<u>1,423,230.00</u>	<u>484,545.41</u>
Federal Sources						
Federal Grants	-	-	-	-	172,868.00	(172,868.00)
State Sources						
State Operating Grant	990,840.00	1,346,013.00	-	1,346,013.00	1,001,716.00	344,297.00
Total State Sources	<u>990,840.00</u>	<u>1,346,013.00</u>	<u>-</u>	<u>1,346,013.00</u>	<u>1,001,716.00</u>	<u>344,297.00</u>
Other Sources						
Gifts	-	2,500.00	-	2,500.00	-	2,500.00
Total Other Sources	<u>-</u>	<u>2,500.00</u>	<u>-</u>	<u>2,500.00</u>	<u>-</u>	<u>2,500.00</u>
Operating Transfer from General Fund	562,531.31	97,303.94	-	97,303.94	1,009,566.00	(912,262.06)
TOTAL REVENUES	<u>2,820,022.19</u>	<u>3,353,750.85</u>	<u>(158.50)</u>	<u>3,353,592.35</u>	<u>3,607,380.00</u>	<u>(253,787.65)</u>
<b>EXPENDITURES</b>						
Instruction	1,674,464.55	2,129,134.96	(1,037.24)	2,128,097.72	2,350,180.00	(222,082.28)
Academic Support	93,641.20	107,790.47	-	107,790.47	93,700.00	14,090.47
Student Services	163,257.00	163,191.73	-	163,191.73	165,000.00	(1,808.27)
Institutional Support	484,271.15	356,313.67	-	356,313.67	580,000.00	(223,686.33)
Operation and Maintenance	268,736.71	362,424.34	-	362,424.34	265,000.00	97,424.34
Scholarships	108,706.08	167,074.42	-	167,074.42	153,500.00	13,574.42
TOTAL EXPENDITURES	<u>2,793,076.69</u>	<u>3,285,929.59</u>	<u>(1,037.24)</u>	<u>3,284,892.35</u>	<u>3,607,380.00</u>	<u>(322,487.65)</u>
Excess of Revenues Over (Under) Expenditures	26,945.50	67,821.26	878.74	68,700.00	-	68,700.00
Unencumbered Cash - Beginning of Year	<u>(12,547.92)</u>	<u>31,385.03</u>	<u>(16,987.45)</u>	<u>14,397.58</u>	<u>-</u>	<u>14,397.58</u>
End of Year	<u>\$ 14,397.58</u>	<u>\$ 99,206.29</u>	<u>\$ (16,108.71)</u>	<u>\$ 83,097.58</u>	<u>\$ -</u>	<u>\$ 83,097.58</u>

## NEOSHO COUNTY COMMUNITY COLLEGE

Chanute, Kansas

## Schedule of Revenues, Expenditures and Changes

in Unencumbered Cash - Budget and Actual

Current Funds - Unrestricted

Adult Education Fund - Regulatory Basis

For the Year Ended June 30, 2013

With Comparative Actual Amounts for the Year Ended June 30, 2012

	Prior Year Budget Basis	Current Year				Variance Over (Under)
		Actual GAAP Basis	Adjustments Budget Basis	Actual Budget Basis	Budget	
REVENUES						
Student Tuition and Fees						
Other Student Fees	\$ 6,671.00	\$ 7,499.50	\$ -	\$ 7,499.50	\$ 19,000.00	\$ (11,500.50)
Total Student Tuition and Fees	6,671.00	7,499.50	-	7,499.50	19,000.00	(11,500.50)
Federal Sources						
Adult Basic Education Grant	401,413.00	319,744.00	(2,500.00)	317,244.00	350,081.00	(32,837.00)
State Sources						
Adult Basic Education Grant	57,385.00	61,237.00	-	61,237.00	80,586.00	(19,349.00)
Local Sources						
Ad Valorem Tax	10.16	(0.38)	-	(0.38)	-	(0.38)
Motor Vehicle Tax	805.44	-	-	-	-	-
Rental Motor Vehicle Tax	0.70	-	-	-	-	-
Recreational Vehicle Tax	10.24	-	-	-	-	-
16M-20M Truck Tax	46.13	1.68	-	1.68	-	1.68
Delinquent Tax	182.76	97.16	-	97.16	-	97.16
Total Local Sources	1,055.43	98.46	-	98.46	-	98.46
Other Sources:						
Miscellaneous	163,714.86	221,219.00	-	221,219.00	261,399.00	(40,180.00)
Total Other Sources	163,714.86	221,219.00	-	221,219.00	261,399.00	(40,180.00)
Operating Transfers From:						
General Fund	23,820.13	28,405.94	-	28,405.94	-	28,405.94
TOTAL REVENUES	654,059.42	638,203.90	(2,500.00)	635,703.90	711,066.00	(75,362.10)

**NEOSHO COUNTY COMMUNITY COLLEGE**

Chanute, Kansas

Schedule of Revenues, Expenditures and Changes

in Unencumbered Cash - Budget and Actual

Current Funds - Unrestricted

Adult Education Fund - Regulatory Basis

For the Year Ended June 30, 2013

With Comparative Actual Amounts for the Year Ended June 30, 2012

	Current Year					Variance Over (Under)
	Prior Year Budget Basis	Actual GAAP Basis	Adjustments Budget Basis	Actual Budget Basis	Budget	
EXPENDITURES						
Instruction	\$ 590,634.42	\$ 637,983.83	\$ (2,279.93)	\$ 635,703.90	\$ 711,066.00	\$ (75,362.10)
Excess of Revenues Over (Under) Expenditures	63,425.00	220.07	(220.07)	-	-	-
Unencumbered Cash Beginning of Year	(63,425.00)	(9,785.35)	9,785.35	-	-	-
End of Year	\$ -	\$ (9,565.28)	\$ 9,565.28	\$ -	\$ -	\$ -

## NEOSHO COUNTY COMMUNITY COLLEGE

Chanute, Kansas

Schedule of Revenues, Expenditures and Changes  
in Unencumbered Cash - Budget and Actual  
Current Funds - UnrestrictedAdult Supplemental Education Fund - Regulatory Basis  
For the Year Ended June 30, 2013

With Comparative Actual Amounts for the Year Ended June 30, 2012

	Prior Year Budget Basis	Current Year			Variance Over (Under)
		Actual GAAP Basis	Adjustments Budget Basis	Actual Budget Basis	
<b>REVENUES</b>					
Student Tuition and Fees					
Course Fees	\$ 7,096.00	\$ 34,356.03	\$ -	\$ 34,356.03	\$ 125,000.00
Other Student Fees	-	31,450.00	-	31,450.00	-
Total Student Tuition and Fees	7,096.00	65,806.03	-	65,806.03	125,000.00
<b>TOTAL REVENUES</b>	<b>7,096.00</b>	<b>65,806.03</b>	<b>-</b>	<b>65,806.03</b>	<b>125,000.00</b>
<b>EXPENDITURES</b>					
Instruction	7,096.00	53,827.99	-	53,827.99	127,289.00
<b>TOTAL EXPENDITURES</b>	<b>7,096.00</b>	<b>53,827.99</b>	<b>-</b>	<b>53,827.99</b>	<b>127,289.00</b>
Excess of Revenues Over (Under) Expenditures	-	11,978.04	-	11,978.04	(2,289.00)
<b>Unencumbered Cash</b>					
Beginning of Year	-	-	-	-	2,289.00
End of Year	\$ -	\$ 11,978.04	\$ -	\$ 11,978.04	\$ -

**NEOSHO COUNTY COMMUNITY COLLEGE**

Chanute, Kansas

Schedule of Revenues, Expenditures, and Changes  
in Unencumbered Cash - Budget and Actual

Current Funds - Unrestricted

Auxiliary Enterprise Funds (Regulatory Basis)

For the Year Ended June 30, 2013

With Comparative Actual Amounts for the Year Ended June 30, 2012

	Prior Year		Current Year					Variance Under (Over)	
	Total Auxiliary Enterprise Funds Budget Basis		Bookstore GAAP	Student Union And Dorm GAAP	Total Auxiliary Enterprise Funds GAAP	Adjustments To Budget Basis	Total Auxiliary Enterprise Funds Budget Basis		Final Budget
<b>REVENUES</b>									
Sales and Services of Auxiliary Enterprises	\$ 2,018,735.50	\$ 966,575.83	\$ 1,310,674.72	\$ 2,277,250.55	\$ (4,608.90)	\$ 2,272,641.65	\$ 2,284,188.00	\$ (11,546.35)	
Student Sources	160,391.09	-	153,574.19	153,574.19	-	153,574.19	-	153,574.19	
Use of Property and Money Interest	73.57	-	35.41	35.41	-	35.41	-	35.41	
Other Sources	79,320.59	32,908.40	20,000.00	52,908.40	-	52,908.40	503,628.00	(450,719.60)	
Miscellaneous Commissions	4,964.94	-	4,170.11	4,170.11	-	4,170.11	-	4,170.11	
<b>TOTAL REVENUES</b>	<b>2,263,485.69</b>	<b>999,484.23</b>	<b>1,488,454.43</b>	<b>2,487,938.66</b>	<b>(4,608.90)</b>	<b>2,483,329.76</b>	<b>2,787,816.00</b>	<b>(304,486.24)</b>	
<b>EXPENDITURES</b>									
Auxiliary Enterprise Salaries and Benefits	184,578.84	85,680.83	84,972.07	170,652.90	(3,173.81)	167,479.09	200,000.00	(32,520.91)	
General Operating Expense	1,806,034.64	429,402.54	886,943.73	1,316,346.27	206,848.49	1,523,194.76	2,500,000.00	(976,805.24)	
Operating Transfers To: Retirement of Indebtedness (Bond and Interest) Fund	492,404.92	-	498,922.65	498,922.65	-	498,922.65	492,425.00	6,497.65	
<b>TOTAL EXPENDITURES</b>	<b>2,483,018.40</b>	<b>515,083.37</b>	<b>1,470,838.45</b>	<b>1,985,921.82</b>	<b>203,674.68</b>	<b>2,189,596.50</b>	<b>3,192,425.00</b>	<b>(1,002,828.50)</b>	
Excess of Revenues Over (Under) Expenditures and Other Additions (Deductions)	(219,532.71)	484,400.86	17,615.98	502,016.84	(208,283.58)	293,733.26	(404,609.00)	698,342.26	
Unencumbered Cash Beginning of Year	623,783.22	800,094.50	444,376.38	1,244,470.88	(840,220.37)	404,250.51	404,609.00	(358.49)	
End of Year	\$ 404,250.51	\$ 1,284,495.36	\$ 461,992.36	\$ 1,746,487.72	\$ (1,048,503.95)	\$ 697,983.77	\$ -	\$ 697,983.77	

## NEOSHO COUNTY COMMUNITY COLLEGE

Chanute, Kansas

Schedule of Revenues, Expenditures and Changes  
in Unencumbered Cash - Budget and Actual  
Plant FundsUnexpended (Capital Outlay) Fund - Regulatory Basis  
For the Year Ended June 30, 2013

With Comparative Actual Amounts for the Year Ended June 30, 2012

	Prior Year Budget Basis	Current Year				Variance Over (Under)
		Actual GAAP Basis	Adjustments Budget Basis	Actual Budget Basis	Budget	
<b>REVENUES</b>						
Other Sources						
Gifts	\$ 53,870.00	\$ 46,127.20	\$ -	\$ 46,127.20	\$ 300,000.00	\$ (253,872.80)
<b>TOTAL REVENUES</b>	<b>53,870.00</b>	<b>46,127.20</b>	<b>-</b>	<b>46,127.20</b>	<b>300,000.00</b>	<b>(253,872.80)</b>
<b>EXPENDITURES</b>						
Plant Equipment and Facility	40,680.60	92,519.50	7,477.89	99,997.39	353,870.00	(253,872.61)
<b>TOTAL EXPENDITURES</b>	<b>40,680.60</b>	<b>92,519.50</b>	<b>7,477.89</b>	<b>99,997.39</b>	<b>353,870.00</b>	<b>(253,872.61)</b>
<b>Excess of Revenues and Transfers</b>						
Over (Under) Expenditures	13,189.40	(46,392.30)	(7,477.89)	(53,870.19)	(53,870.00)	0.19
<b>Unencumbered Cash</b>						
Beginning of Year	40,680.79	53,870.19	-	53,870.19	53,870.00	0.19
End of Year	\$ 53,870.19	\$ 7,477.89	\$ (7,477.89)	\$ -	\$ -	\$ -

## NEOSHO COUNTY COMMUNITY COLLEGE

Chanute, Kansas

Schedule of Revenues, Expenditures and Changes  
in Unencumbered Cash - Budget and Actual  
Plant Funds

Retirement of Indebtedness (Bond and Interest) Fund - Regulatory Basis

For the Year Ended June 30, 2013

With Comparative Actual Amounts for the Year Ended June 30, 2012

	Prior Year Budget Basis	Current Year				Variance Over (Under)
		Actual GAAP Basis	Adjustments Budget Basis	Actual Budget Basis	Budget	
<b>REVENUES</b>						
Use of Property and Money						
Interest	\$ 5,676.86	\$ 4,056.13	\$ -	\$ 4,056.13	\$ 10,000.00	\$ (5,943.87)
Operating Transfers From: Auxiliary Enterprise Fund	492,404.92	498,922.65	-	498,922.65	650,000.00	(151,077.35)
<b>TOTAL REVENUES</b>	<b>498,081.78</b>	<b>502,978.78</b>	<b>-</b>	<b>502,978.78</b>	<b>660,000.00</b>	<b>(157,021.22)</b>
<b>EXPENDITURES</b>						
Debt Service						
Bond Principal	180,000.00	190,000.00	-	190,000.00	200,000.00	10,000.00
Bond Interest	317,818.78	309,762.01	1,216.77	310,978.78	460,000.00	149,021.22
Other Debt Service Expense	-	10,826.83	(8,826.83)	2,000.00	-	(2,000.00)
<b>TOTAL EXPENDITURES</b>	<b>497,818.78</b>	<b>510,588.84</b>	<b>(7,610.06)</b>	<b>502,978.78</b>	<b>660,000.00</b>	<b>157,021.22</b>
Excess of Revenues and Transfers Over (Under) Expenditures	263.00	(7,610.06)	7,610.06	-	-	-
<b>Unencumbered Cash</b>						
Beginning of Year	630,776.84	765,064.05	(134,024.21)	631,039.84	-	631,039.84
End of Year	\$ 631,039.84	\$ 757,453.99	\$ (126,414.15)	\$ 631,039.84	\$ -	\$ 631,039.84



**NEOSHO COUNTY COMMUNITY COLLEGE**  
Chanute, Kansas  
Schedule of Changes in Assets and Liabilities  
All Agency Funds  
For the Year Ended June 30, 2013

Account Name	Balance June 30, 2012	Additions	Deductions	Balance June 30, 2013
<b>ACTIVITY FUND</b>				
Student Services				
Alumni	\$ 50.00	\$ -	\$ -	\$ 50.00
Art Club	-	283.93	283.93	-
Construction and Welding	-	1,311.00	1,311.00	-
Energy Audit Testing	-	610.00	-	610.00
Field Biology	109.40	-	109.40	-
Forensic Conference	2,250.55	-	2,250.55	-
Honors Program	27.03	-	27.03	-
International Club	-	998.44	998.44	-
International Student Application Fee	2,255.00	3,225.00	1,984.56	3,495.44
Literature Club	-	512.79	512.79	-
National Technical Honor Society	-	199.53	199.53	-
Noon Hour Basketball	4,348.14	1,100.00	4,903.14	545.00
Occupational Therapy Assistance Appl	1,075.13	5,201.74	1,662.72	4,614.15
Occupational Therapy Assistance	-	875.71	875.71	-
Open World Conference	2,314.06	-	2,314.06	-
Ottawa-West Franklin	29.32	-	29.32	-
Panther Historian Club	-	2,742.29	2,742.29	-
Panther Players	-	927.29	927.29	-
Phi Beta Lambda	305.69	-	-	305.69
PN Chanute	14,816.87	24,900.75	24,189.46	15,528.16
PN Independence	3,215.79	-	260.00	2,955.79
PN Ottawa	27,907.04	37,302.82	26,979.53	38,230.33
Science & Math Club	-	176.62	176.62	-
Science Club-Ottawa	-	380.96	380.96	-
Science Fair	1,477.00	-	-	1,477.00
SEK Art Exhibition Consortium	501.08	-	-	501.08
SNO Chanute	-	2,440.58	58.58	2,382.00
SNO Ottawa	-	135.82	135.82	-
SSS Poster Machine	9.00	109.95	-	118.95
Student Publication	-	14.55	14.55	-
Surgical Technician Application Fee	3,998.00	2,388.02	715.91	5,670.11
Surgical Technology Club	-	684.03	684.03	-
Upward Bound	165.00	-	165.00	-
Weatherization	393.76	-	-	393.76
YFU Cultural Activities	8,365.45	3,297.97	2,954.14	8,709.28
Total Student Services	<u>73,613.31</u>	<u>89,819.79</u>	<u>77,846.36</u>	<u>85,586.74</u>

**NEOSHO COUNTY COMMUNITY COLLEGE**  
Chanute, Kansas  
Schedule of Changes in Assets and Liabilities  
All Agency Funds  
For the Year Ended June 30, 2013

Account Name	Balance June 30, 2012	Additions	Deductions	Balance June 30, 2013
<b>Scholarships</b>				
Endowment Foundation Scholarships	\$ -	\$ 68,457.00	\$ 68,457.00	\$ -
NCCC JUCO CLUB Scholarships	-	93,706.00	93,706.00	-
Bearrick Emergency Fund	595.35	-	595.35	-
ESI Camp	-	350.00	300.00	50.00
Student Fire Account	30.00	-	30.00	-
Total Scholarship Accounts	<u>625.35</u>	<u>162,513.00</u>	<u>163,088.35</u>	<u>50.00</u>
<b>Other Student Accounts</b>				
Building Fee Ottawa	-	264,104.00	264,104.00	-
Cash Over/ Under	-	18.14	18.14	-
Gate Receipts	-	427,262.00	427,262.00	-
In/Out Chanute	(48.66)	1,278.43	1,229.77	-
In/Out Insurance	(544.49)	11,093.01	10,548.52	-
In/Out Fines	-	5,324.13	5,324.13	-
In/Out Youth for Understanding	-	9,431.00	9,431.00	-
Incidental Computer Fee Chanute	138,300.83	1,974,373.01	1,903,040.72	209,633.12
Incidental Computer Fee Ottawa	44,057.34	112,371.50	53,727.71	102,701.13
Incidental Fee Chanute	-	314,618.00	314,618.00	-
Incidental Fee Ottawa	-	337,565.00	337,565.00	-
Incidental Fee Outreach	-	175,204.50	175,204.60	(0.10)
Library	506.55	160.90	406.86	260.59
NSF Check Fees	-	426.00	426.00	-
Out-District Fee	197,026.43	498,595.00	28,500.00	667,121.43
Payment Plan Administrative Fee	-	5,835.00	5,835.00	-
RSVP Fundraising Activities	2,739.49	4,578.75	4,015.28	3,302.96
Student Senate	-	32,836.67	32,836.67	-
Student Senate-Ottawa	-	5,410.94	5,410.94	-

**NEOSHO COUNTY COMMUNITY COLLEGE**  
Chanute, Kansas  
Schedule of Changes in Assets and Liabilities  
All Agency Funds  
For the Year Ended June 30, 2013

Account Name	Balance June 30, 2012	Additions	Deductions	Balance June 30, 2013
<b>Other Student Accounts (Continued)</b>				
Student Union Fee	\$ -	\$ 72,574.00	\$ 72,574.00	\$ -
Web Fee	-	326,335.91	326,335.91	-
Total Other Student Accounts	382,037.49	4,579,395.89	3,978,414.25	983,019.13
<b>TOTAL ACTIVITY FUND</b>	<b>\$ 456,276.15</b>	<b>\$ 4,831,728.68</b>	<b>\$ 4,219,348.96</b>	<b>\$ 1,068,655.87</b>
<b>TOTAL - ALL AGENCY FUNDS</b>				
Assets				
Cash and Investments	\$ 353,839.90	\$ 4,813,766.92	\$ 4,228,101.02	\$ 939,505.80
Other Receivables	111,932.47	129,894.23	111,932.47	129,894.23
<b>TOTAL ASSETS</b>	<b>\$ 465,772.37</b>	<b>\$ 4,943,661.15</b>	<b>\$ 4,340,033.49</b>	<b>\$ 1,069,400.03</b>
Liabilities				
Accounts Payable	\$ 9,496.22	\$ 744.16	\$ 9,496.22	\$ 744.16
Deposits Held For Others	(94,452.65)	4,831,728.68	4,210,596.90	1,068,655.87
<b>TOTAL LIABILITIES</b>	<b>\$ (84,956.43)</b>	<b>\$ 4,832,472.84</b>	<b>\$ 4,220,093.12</b>	<b>\$ 1,069,400.03</b>

**NEOSHO COUNTY COMMUNITY COLLEGE  
CHANUTE, KANSAS**

**FEDERAL COMPLIANCE SECTION**

For the Year Ended June 30, 2013

EIN NUMBER: 480698341  
OPE ID NUMBER: 00193600  
DUNS NUMBER: 789599172

COMPLIANCE ATTESTATION EXAMINATION  
INCLUDING TITLE IV STUDENT FINANCIAL ASSISTANCE PROGRAMS

CHANUTE, KANSAS  
OTTAWA, KANSAS  
INDEPENDENCE, KANSAS

FEDERAL PELL GRANT PROGRAM (PELL) (84.063)  
FEDERAL SUPPLEMENTAL EDUCATIONAL OPPORTUNITY GRANT (FSEOG) (84.007)  
FEDERAL DIRECT STUDENT LOAN PROGRAM (DIRECT LOAN) (84.268)  
FEDERAL WORK-STUDY PROGRAM (FWS) (84.033)  
TRIO – TALENT SEARCH (TRIO – TALENT SEARCH) (84.044(a))  
TRIO – STUDENT SUPPORT SERVICES (TRIO – SSS) (84.042(a))  
TRIO – UPWARD BOUND (TRIO – UPWARD BOUND) (84.047(a))  
STRENGTHENING INSTITUTIONS (SI) (84.031(a))  
JOBS TRAINING GRANTS (JTG) (17.269)  
ADULT BASIC EDUCATION PROGRAM (ABEP) (84.002)

## AUDITOR INFORMATION SHEET

### NEOSHO COUNTY COMMUNITY COLLEGE

800 W. 14<sup>th</sup>  
CHANUTE, KANSAS 66720

EIN NUMBER: 480698341  
OPE ID NUMBER: 00193600  
DUNS NUMBER: 789599172

TELEPHONE: (620) 431-6222  
FAX: (620) 431-0082

PRESIDENT: Dr. Brian Inbody  
CONTACT PERSON & TITLE: Sondra K. Solander, Chief Financial Officer

LEAD AUDITOR: Neil L. Phillips, CPA  
EMAIL ADDRESS: [nphillips@jgppa.com](mailto:nphillips@jgppa.com)  
LICENSE NUMBER & HOME STATE: 2926 KS  
FIRM'S NAME & ADDRESS: JARRED, GILMORE & PHILLIPS, PA  
Certified Public Accountants  
1815 S. Santa Fe  
PO Box 779  
Chanute, Kansas 66720  
FIRM'S FEDERAL ID NUMBER : 20-3906022  
TELEPHONE: (620) 431-6342  
FAX: (620) 431-0724

PROGRAMS EXAMINED:	PELL	84.063
	FSEOG	84.007
	DIRECT LOAN	84.268
	FWS	84.033
	TRIO - Talent Search	84.044(a)
	TRIO - SSS	84.042(a)
	TRIO - Upward Bound	84.047(a)
	SI	84.031(a)
	JTG	17.268
	ABEP	84.002

For the Award Year that ended during the institution's fiscal year, the percentage of:

Correspondence courses to total courses	NONE
Regular students enrolled in correspondence courses	NONE
Regular students that are incarcerated	NONE
Regular students enrolled based on ability to benefit	<.001%
For short term programs—	
Completion	N/A
Placement	N/A

The campuses/locations considered as part of this entity and covered or excluded by this examination are:

ALL LOCATIONS	> 50% OF PROGRAM OFFERED @ SITE	LOCATION ON ELIGIBILITY LETTER	NOTICE TO ED PRIOR TO OFFERING INSTRUCTION	DATE OPENED	DATE CLOSED	DATE OF CPAS LAST VISIT	EXCLUSION REASON
Chanute, KS	Yes	Yes	Yes	1936	N/A	2013	N/A
Ottawa, KS	Yes	Yes	Yes	1991	N/A	2013	N/A
Independence, KS	Yes	Yes	Yes	2007	N/A	2013	N/A

Institution's Primary Accrediting Organization: North Central Association of Colleges and Schools

The College does not use a servicer.

Records for the accounting and administration of the SFA Programs are located at:

NEOSHO COUNTY COMMUNITY COLLEGE  
 800 W. 14<sup>th</sup>  
 CHANUTE, KANSAS 66720

For Close-Out Examination only:  
 None

**NEOSHO COUNTY COMMUNITY COLLEGE**

Chanute, Kansas

Schedule of Expenditures of Federal Awards  
For the Year Ended June 30, 2013

FEDERAL GRANTOR/ PASS THROUGH GRANTOR/ PROGRAM TITLE	Pass-Through Entity Identifying Number	FEDERAL CFDA NUMBER	DISBURSE- MENTS/ EXPENDITURES
<b><u>CORPORATION FOR NATIONAL AND COMMUNITY SERVICE</u></b>			
Direct Programs:			
Retired and Senior Volunteer Program	N/A	94.002	\$ 51,534.03
Total Corporation for National and Community Service			51,534.03
<b><u>U.S. DEPARTMENT OF EDUCATION</u></b>			
Direct Programs:			
Student Financial Aid Cluster	N/A	84.007	31,842.00
Federal Supplemental Education Opportunity	N/A	84.007	87.00
Federal Supplemental Education Opportunity - Admin		Total 84.007	31,929.00
Federal Direct Student Loan Program 11-12	N/A	84.268	24.00
Federal Direct Student Loan Program 12-13	N/A	84.268	3,106,018.00
		Total 84.268	3,106,042.00
Federal Work-Study Program	N/A	84.033	31,285.81
Federal Work-Study Program - Admin	N/A	84.033	2,873.19
		Total 84.033	34,159.00
Federal Pell Grant	N/A	84.063	3,208,999.00
Federal Pell Grant - Admin	N/A	84.063	4,720.00
		Total 84.063	3,213,719.00
Total Student Financial Aid Cluster		(M)	6,385,849.00
TRIO Cluster			
TRIO - Talent Search	N/A	84.044(a)	233,049.72
TRIO - Student Support Services	N/A	84.042(a)	273,649.71
TRIO - Upward Bound	N/A	84.047(a)	241,500.49
Total TRIO Cluster		(M)	748,199.92
Strengthening Institutions	N/A	84.031(a)	327,041.93

**Schedule 12 (Continued)**

**NEOSHO COUNTY COMMUNITY COLLEGE**

Chanute, Kansas

Schedule of Expenditures of Federal Awards  
For the Year Ended June 30, 2013

FEDERAL GRANTOR/ PASS THROUGH GRANTOR/ PROGRAM TITLE	Pass-Through Entity Identifying Number	FEDERAL CFDA NUMBER	DISBURSE- MENTS/ EXPENDITURES
<b>U.S. DEPARTMENT OF EDUCATION (Continued)</b>			
Passed through the State of Kansas Department of Education:			
Adult Basic Education Program	Fy13-ABE	84.002 (M) \$	319,744.00
College Access Challenge Grant	CACG AY 2011-12	84.378A	28,500.00
Carl Perkins Vocational Education Grants:			
Program Improvement	Fy13-Carl Perkins	84.048	191,005.00
Accelerated Opportunity - Supplement	AO-K Yr 2	84.048	21,000.00
Accelerated Opportunity	AO-K Yr 1	84.048	4,621.46
Accelerated Opportunity	AO-K Yr 2	84.048	2,104.27
State Leadership	Fy12-Carl Perkins	84.048	683.02
	Total 84.048		219,413.75
Total U.S. Department of Education			8,028,748.60
<b>U.S. DEPARTMENT OF LABOR</b>			
Direct Programs:			
Community Based Job Training	N/A	17.269 (M)	561,321.24
Passed through the Kansas Department of Commerce			
State Energy Sector Partnership and Training Grant - ARRA	GJ-20033-10-60-A-SESP-KS-2	17.275	587.94
Passed through the Kansas Board of Regents			
WIA Cluster			
Workforce Investment Act - Disclocated Worker	AO-K Yr 1	17.258	3,333.33
	Total WIA Cluster		3,333.33
Total U.S. Department of Labor			565,242.51
			\$ 8,645,525.14
			<b>FEDERAL ASSISTANCE TOTALS</b>

This schedule has been prepared in accordance with accounting principles generally accepted in the United States of America. Revenues are recorded when earned. Expenditures are recorded when goods or services are received.

(M) Major Program



**JARRED, GILMORE & PHILLIPS, PA**  
CERTIFIED PUBLIC ACCOUNTANTS

**INDEPENDENT AUDITORS' REPORT ON INTERNAL CONTROL OVER FINANCIAL  
REPORTING AND ON COMPLIANCE AND OTHER MATTERS BASED ON AN AUDIT OF  
FINANCIAL STATEMENTS PERFORMED IN ACCORDANCE WITH GOVERNMENT  
AUDITING STANDARDS**

Board of Trustees  
Neosho County Community College  
Chanute, Kansas

We have audited, in accordance with the auditing standards generally accepted in the United States of America and the standards applicable to financial audits contained in *Government Auditing Standards* issued by the Comptroller General of the United States, the financial statements of the governmental activities, the business-type activities, the aggregate discretely presented component units, each major fund, and the aggregate remaining fund information of Neosho County Community College, as of and for the year ended June 30, 2013, and the related notes to the financial statements, which collectively comprise Neosho County Community College's basic financial statements, and have issued our report thereon dated October 7, 2013.

**Internal Control Over Financial Reporting**

In planning and performing our audit of the financial statements, we considered Neosho County Community College's internal control over financial reporting (internal control) to determine the audit procedures that are appropriate in the circumstances for the purpose of expressing our opinion on the financial statements, but not for the purpose of expressing an opinion on the effectiveness of Neosho County Community College's internal control. Accordingly, we do not express an opinion on the effectiveness of Neosho County Community College's internal control.

A deficiency in internal control exists when the design or operation of a control does not allow management or employees, in the normal course of performing their assigned functions, to prevent, or detect and correct, misstatements on a timely basis. A material weakness is a deficiency, or a combination of deficiencies, in internal control, such that there is a reasonable possibility that a material misstatement of the entity's financial statements will not be prevented, or detected and corrected on a timely basis. A significant deficiency is a deficiency, or a combination of deficiencies, in internal control that is less severe than a material weakness, yet important enough to merit attention by those charged with governance.

Our consideration of internal control was for the limited purpose described in the first paragraph of this section and was not designed to identify all deficiencies in internal control that might be material weaknesses or, significant deficiencies. Given these limitations, during our audit we did not identify any deficiencies in internal control that we consider to be material weaknesses. However, material weaknesses may exist that have not been identified.

**Compliance and Other Matters**

As part of obtaining reasonable assurance about whether Neosho County Community College's financial statements are free from material misstatement, we performed tests of its compliance with certain provisions of laws, regulations, contracts, and grant agreements, noncompliance with which could have a direct and material effect on the determination of financial statement amounts. However, providing an opinion on compliance with those provisions was not an objective of our audit, and accordingly, we do not express such an opinion. The results of our tests disclosed no instances of noncompliance or other matters that are required to be reported under *Government Auditing Standards*.

**Purpose of this Report**

The purpose of this report is solely to describe the scope of our testing of internal control and compliance and the results of that testing, and not to provide an opinion on the effectiveness of the entity's internal control or on compliance. This report is an integral part of an audit performed in accordance with *Government Auditing Standards* in considering the entity's internal control and compliance. Accordingly, this communication is not suitable for any other purpose.



JARRED, GILMORE & PHILLIPS, PA  
Certified Public Accountants

October 7, 2013  
Chanute, Kansas

**JARRED, GILMORE & PHILLIPS, PA**  
CERTIFIED PUBLIC ACCOUNTANTS

**INDEPENDENT AUDITOR'S REPORT ON COMPLIANCE FOR EACH  
MAJOR PROGRAM AND ON INTERNAL CONTROL OVER COMPLIANCE  
REQUIRED BY OMB CIRCULAR A-133**

Board of Trustees  
Neosho County Community College  
Chanute, Kansas

**Report on Compliance for Each Major Federal Program**

We have audited Neosho County Community College's compliance with the types of compliance requirements described in the OMB Circular A-133 Compliance Supplement that could have a direct and material effect on each of Neosho County Community College's major federal programs for the year ended June 30, 2013. Neosho County Community College's major federal programs are identified in the summary of auditor's results section of the accompanying schedule of findings and questioned costs.

***Management's Responsibility***

Management is responsible for compliance with the requirements of laws, regulations, contracts, and grants applicable to its federal programs.

***Auditors' Responsibility***

Our responsibility is to express an opinion on compliance for each of Neosho County Community College's major federal programs based on our audit of the types of compliance requirements referred to above. We conducted our audit of compliance in accordance with auditing standards generally accepted in the United States of America; the standards applicable to financial audits contained in *Government Auditing Standards*, issued by the Comptroller General of the United States; and OMB Circular A-133, *Audits of States, Local Governments, and Non-Profit Organizations*. Those standards and OMB Circular A-133 require that we plan and perform the audit to obtain reasonable assurance about whether noncompliance with the types of compliance requirements referred to above that could have a direct and material effect on a major federal program occurred. An audit includes examining, on a test basis, evidence about Neosho County Community College's compliance with those requirements and performing such other procedures as we considered necessary in the circumstances.

We believe that our audit provides a reasonable basis for our opinion on compliance for each major federal program. However, our audit does not provide a legal determination of Neosho County Community College's compliance.

***Opinion on Each Major Federal Program***

In our opinion, Neosho County Community College, complied, in all material respects, with the types of compliance requirements referred to above that could have a direct and material effect on each of its major federal programs for the year ended June 30, 2013.

***Report on Internal Control Over Compliance***

Management of Neosho County Community College, is responsible for establishing and maintaining effective internal control over compliance with the types of compliance requirements referred to above. In planning and performing our audit of compliance, we considered Neosho County Community College's internal control over compliance with the types of requirements that could have a direct and material effect on each major federal program to determine the auditing procedures that are appropriate in the circumstances for the purpose of expressing an opinion on compliance for each major federal program and to test and report on internal control over compliance in accordance with OMB Circular A-133, but not for the purpose of expressing an opinion on the effectiveness of internal control over compliance. Accordingly, we do not express an opinion on the effectiveness of Neosho County Community College's internal control over compliance.

A deficiency in internal control over compliance exists when the design or operation of a control over compliance does not allow management or employees, in the normal course of performing their assigned functions, to prevent, or detect and correct, noncompliance with a type of compliance requirement of a federal program on a timely basis. A material weakness in internal control over compliance is a deficiency, or combination of deficiencies, in internal control over compliance, such that there is a reasonable possibility that material noncompliance with a type of compliance requirement of a federal program will not be prevented, or detected and corrected, on a timely basis. A significant deficiency in internal control over compliance is a deficiency, or a combination of deficiencies, in internal control over compliance with a type of compliance requirement of a federal program that is less severe than a material weakness in internal control over compliance, yet important enough to merit attention by those charged with governance.

Our consideration of internal control over compliance was for the limited purpose described in the first paragraph of this section and was not designed to identify all deficiencies in internal control over compliance that might be material weaknesses or significant deficiencies. We did not identify any deficiencies in internal control over compliance that we consider to be material weaknesses. However, material weaknesses may exist that have not been identified.

***Purpose of this Report***

The purpose of this report on internal control over compliance is solely to describe the scope of our testing of internal control over compliance and the results of that testing based on the requirements of OMB Circular A-133. Accordingly, this report is not suitable for any other purpose.



JARRED, GILMORE & PHILLIPS, PA  
Certified Public Accountants

October 7, 2013  
Chanute, Kansas

**NEOSHO COUNTY COMMUNITY COLLEGE**  
Chanute, Kansas

Schedule of Findings and Questioned Costs  
For the Year Ended June 30, 2013

**I. SUMMARY OF AUDITORS' RESULTS**

**Financial Statements:**

The auditors' report expresses an unmodified opinion on the basic financial statements of Neosho County Community College.

**Internal Control over Financial Reporting:**

Material weakness(es) identified?	_____	Yes	_____ <u>X</u> _____	No
Significant deficiencies identified that are not considered to be a material weaknesses?	_____	Yes	_____ <u>X</u> _____	None Reported
Noncompliance or other matters required to be reported under <i>Government Auditing Standards</i>	_____	Yes	_____ <u>X</u> _____	No

**Federal Awards:**

Internal control over major programs:				
Material weakness(es) identified?	_____	Yes	_____ <u>X</u> _____	No
Significant deficiencies identified that are not considered to be a material weaknesses?	_____	Yes	_____ <u>X</u> _____	None Reported

The auditors' report on compliance for the major federal award programs for Neosho County Community College expresses an unmodified opinion.

Any audit findings disclosed that are required to be reported in accordance with Section 510(a) of OMB Circular A-133?	_____	Yes	_____ <u>X</u> _____	No
--	-------	-----	----------------------	----

Identification of major programs:

**U.S. DEPARTMENT OF EDUCATION**

- Student Financial Aid Cluster
  - Federal Pell Grant Program – CFDA No. 84.063
  - Federal Supplemental Educational Opportunity Grant – CFDA No. 84.007
  - Federal Work-Study Program – CFDA No. 84.033
  - Federal Direct Student Loan Program – CFDA No. 84.268
- TRIO Cluster
  - TRIO- Talent Search – CFDA No. 84.044(a)
  - TRIO – Student Support Services – CFDA No. 84.042(a)
  - TRIO – Upward Bound – CFDA No. 84.047(a)
- Strengthening Institutions – CFDA No. 84.031(a)
- Adult Basic Education Program – CFDA No. 84.002

**U.S. DEPARTMENT OF LABOR**

- Community Based Job Training – CFDA No. 17.269

The threshold for distinguishing Types A and B programs was \$300,000.00.

Auditee qualified as a low risk auditee?	_____	Yes	_____ <u>X</u> _____	No
--	-------	-----	----------------------	----

**NEOSHO COUNTY COMMUNITY COLLEGE**  
Chanute, Kansas

Schedule of Findings and Questioned Costs  
(Continued)  
For the Year Ended June 30, 2013

**II. FINANCIAL STATEMENT FINDINGS**

NONE

**III. FEDERAL AWARD FINDINGS AND QUESTIONED COSTS**

NONE

**NEOSHO COUNTY COMMUNITY COLLEGE**  
Chanute, Kansas

Schedule of Resolution of Prior Year's Findings and Questioned Costs  
For the Year Ended June 30, 2013

---

None