

2013 Annual Report

Neosho County Community College

900 E Logan St.
Ottawa, KS 66067

www.neosho.edu

Degree(s) Awarded: Degree - AAS

Length of Program(s): 24 months

Distance Education: Web

Program Director	Kelly Warren, RN, CST, CNOR
Title:	Director of Surgical Technology
Address:	900 East Logan Street
City, State Zip	Ottawa, KS 66067
Phone Number:	(785) 242-2067
Fax Number:	(785) 242-2068
Email Address:	kwarren@neosho.edu

Accreditation Review Council on Education in Surgical Technology and Surgical Assisting

(ARC/STSA)

2013 Annual Report

ENROLLMENT DATA:

Maximum Number of Students per Cohort: 18

Maximum Number of Cohorts (Starts) per Year: 1

Maximum Enrollment Capacity: 18

Current New Students Enrolled (8/1/2012 to 7/31/2013): 18

Current Students Enrolled From Previous Academic Year: 0

Current Enrollment: 18

ENROLLMENT ANALYSIS - analysis of 8/1/2012 to 7/31/2013: Enrollment is at maximum enrollment capacity of 18 students

Does the program enroll at or below the program's stated maximum enrollment capacity? YES

Lab Ratio: 9/1

Academic Breaks:

05/20/2013,
09/02/2013,
11/25/2013-11/29/2013,
12/23/2013-01/17/2014,
03/17/2014-03/21/2014

Tuition/Fees: In-State: \$4,918.00 Out of State: \$5,647.00

Greater than a 10% tuition change? NO

Institutional Accrator(s): North Central Association of Colleges and Schools (NCA-HLC), The Higher Learning Commission

PROGRAM ADVISORY COMMITTEE (PAC) DATA:

Date(s) of PAC Meeting(s): 01/31/2013, 07/25/2013

Accreditation Review Council on Education in Surgical Technology and Surgical Assisting
(ARC/STSA)
2013 Annual Report

PAC MEMBERS:

Jessica Wallis - Current Student
 Upon Graduation Pending Appointment - ST Program Graduate - Verified Non-Faculty
 Jennifer Ferguson - ST Program Faculty
 Pamela Gerber - ST Program Faculty
 Karen Bertels - School Administrator
 Kelli Boetel - ST Employer - Verified Non-Faculty
 Rodney McCalla - Physician - Verified Non-Faculty
 Kelci Paine - Practicing CST - Verified Non-Faculty
 Blake Jorgenson - Public Member - Verified Non-Faculty
 Kelly Warren - Other

Attachments:

CLINICAL AFFILIATE SITES:

Name of Institution	City, State	Contact Person	Telephone Number	# of Scrub Slots Available	Site/Contract Status
Ransom Memorial Hospital	Ottawa, KS	Kelli Boetel RN	(785) 229-8325	4	Existing Site Without Changes
St Francis Health Center	Topeka, KS	Sonya Boline RN	(785) 295-8440	6	Existing Site Without Changes
Olathe Medical Center	Olathe, KS	Barb Bates RN	(913) 791-3559	2	Existing Site Without Changes
Miami County Medical Center	Paola, KS	Susan Hood RN BSN	(913) 294-6662	4	Existing Site Without Changes
Lawrence Memorial Hospital	Lawrence, KS	Sandra Flowers RN	(785) 505-6652	1	Existing Site Without Changes
Newman Regional Health Center	Emporia, KS	Julie Buster RN	(620) 343-6800	8	Existing Site Without Changes
Neosho Memorial Regional Medical Center	Chanute, KS	Billy Brown RN	(620) 431-4000	4	Existing Site Without Changes
Stormont Vail Health Care	Topeka, KS	Craig Koppen RN BSN MBA	(785) 354-6253	6	New

Attachments: Clinical Affiliation Site Reporting Form 2013,
 Stormont Vail HealthCare Letter of Support,
 Stormont Vail HealthCare Affiliation Agreement

Program Personnel:

Accreditation Review Council on Education in Surgical Technology and Surgical Assisting
(ARC/STSA)

2013 Annual Report

President/CEO Brian Inbody, PhD
Title: President
Address: 800 West 14th Street
City, State Zip Chanute, KS 66720
Phone Number: (620) 431-2820
Fax Number: (620) 431-0082
Email Address: binbody@neosho.edu

Dean Brenda Krumm, MA
Title: Dean of Outreach and Workforce Development
Address: 800 West 14th Street
City, State Zip Chanute, KS 66720
Phone Number: (620) 431-2820
Fax Number: (620) 431-6056
Email Address: bkrumm@neosho.edu

Program Core Faculty:

Jennifer Ferguson, CST Clinical Coordinator

Supporting Documents: Jennifer Ferguson CST Documentation,
Jennifer Ferguson Faculty Vitae,
jennifer Ferguson Schedule of Responsibilities,
Program Personnel Report Form

Pamela Gerber, CST Surgical Technology Specialist

Other Program Personnel:

Karen Bertels, MEd Assistant Dean of Outreach and Workforce Development

Accreditation Review Council on Education in Surgical Technology and Surgical Assisting
(ARC/STSA)
2013 Annual Report

PROGRAM OUTCOMES:

RETENTION (RET):

RET CURRENT DATA (8/1/2011-7/31/2012)

# of Students Enrolled	# of Students Graduated	% of Students Graduated
16	11	69%

RETENTION ANALYSIS (analysis of 8/1/2011-7/31/2012): Annual Retention: 11/16 students completed the program on-time for a 69% retention rate for the first cohort. Analysis of the first cohort's retention indicates that more thorough student evaluation may have been needed prior to acceptance into the program and additional laboratory practice was necessary. Retention does not meet ARC/STSA threshold for the period of 8/1/2011 - 7/31/2012.

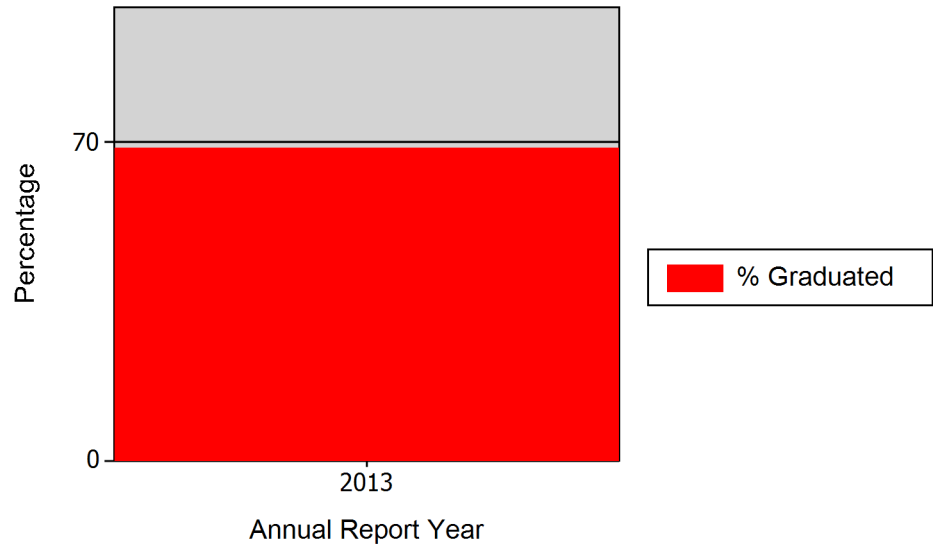
Does the program meet the ARC/STSA threshold for retention? NO

RETENTION PLAN OF ACTION AND TIMELINE FOR IMPLEMENTATION: The program initiated a mandatory criminal background check including drug screening that is done prior to acceptance into the program, with random drug testing authorization as a requirement for all applicants. The background check was in place for Cohort 2 in January of 2012, and background check and drug screening was in place for Cohort 3 in January 2013. Operating Room Skills lab manual was added to the laboratory portion, with increased instructor/student lab time in preparation for clinical practice. The program will evaluate the plan of action upon completion of Cohort 2 on May 17th, 2013.

Accreditation Review Council on Education in Surgical Technology and Surgical Assisting
(ARC/STSA)
2013 Annual Report

RET TRENDS DATA:

Annual Reporting Year	Academic Year	# of Students Enrolled	# of Students Graduated	% of Students Graduated
2013	8/1/2011 - 7/31/2012	16	11	69%



RETENTION TRENDS ANALYSIS (analysis of 8/1/2009-7/31/2012): The current cohort is at 12/17 students preparing to complete the program requirements and graduate on-time on May 17th, 2013 which has the program/cohort with a retention rate of 71%.

Does the program meet or exceed the ARC/STSA threshold for retention for all 3 years? NO

Does the program meet or exceed the ARC/STSA threshold for the most recent year (8/1/2011-7/31/2012)? NO

RETENTION PLAN OF ACTION AND TIMELINE FOR IMPLEMENTATION: The program will maintain a 70% retention rate or greater as of May 17th, 2013 by implementing the above plan of action, and will strive to exceed the retention rate in future cohorts as demonstrated upon program completion based on continual evaluation and modification related to student specific data.

2013 Annual Report

OUTCOMES ASSESSMENT EXAM (OAE):

OAE-PARTICIPATION RATE - CURRENT DATA (8/1/2011-7/31/2012)

Outcomes Assessment Exam elected for this reporting year: CSCSTPE

# of Students Graduated	# of Students Who Took CSCSTPE Exam	# of Students Who Took Exam	% of Students Who Took Exam
11	11	0	100%

ANALYSIS OF OAE PARTICIPATION AND REPORT RESULTS: The program did not complete the CST Exam as students graduated prior to receiving initial accreditation by CAAHEP. 11/11 students participated in the CSCSTP Exam.

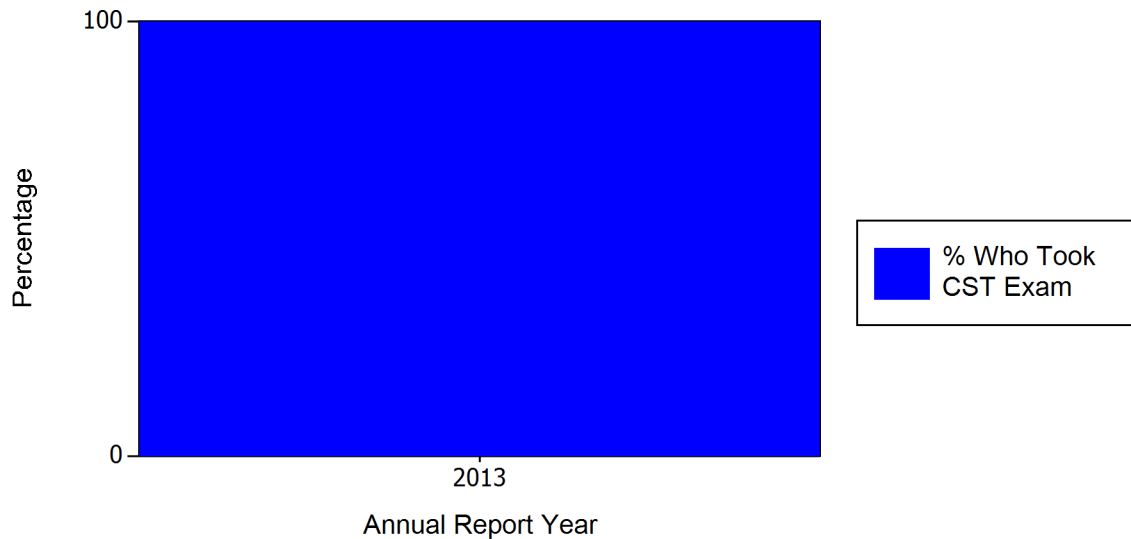
Does the program meet the ARC/STSA threshold for CST Exam participation rate? NO

PLAN OF ACTION AND TIMELINE FOR IMPLEMENTATION TO RAISE OUTCOMES: 100% of students will take the CST Exam and a minimum of 70% of students will pass by May 17th, 2013.

OAE-CST PARTICIPATION RATE - TRENDS DATA

Annual Reporting Year	Academic Year	# of Students Graduated [CST Exam-eligible]	# of Students Who Took CST Exam	% of Students Who Took CST Exam
2013	8/1/2011 - 7/31/2012	0	0	100%

NOTE: There is no participation rate threshold for the period of 8/1/2008-7/31/2009 for programs approved to use the CST exam as their elected Outcomes Assessment Exam (OAE).



OUTCOMES ASSESSMENT EXAM [CST EXAM] TRENDS ANALYSIS (analysis of 8/1/2009-7/31/2012): 100% of students took the CSCSTP Exam as applicable prior to accreditation received. No other data for analysis.

Does the program meet or exceed the ARC/STSA threshold for Outcomes Assessment Exam [CST Exam] participation rate (100%) for all 3 years? NO

Accreditation Review Council on Education in Surgical Technology and Surgical Assisting

(ARC/STSA)

2013 Annual Report

Does the program meet or exceed the ARC/STSA threshold for Outcomes Assessment Exam [CST Exam] participation rate (100%) for the most recent year (8/1/2011-7/31/2012)? NO

OUTCOMES ASSESSMENT EXAM TRENDS (RETURN RATE and/or SATISFACTION RATE) PLAN OF ACTION AND TIMELINE FOR IMPLEMENTATION: 100% of students will participate in taking the CST Exam with a minimum of 70% pass rate by May 17th, 2013.

OAE-CST PASS RATE - CURRENT DATA

Outcomes Assessment Exam elected for this reporting year: CST

# of Students Graduated [CST Exam-eligible]	# of Students Who Took CST Exam	# of Students Who Passed CST Exam	% of Students Who Passed CST Exam
0	0	0	0%

Does the program meet the ARC/STSA threshold for CST Exam pass rate? NO

PLAN OF ACTION AND TIMELINE FOR IMPLEMENTATION TO RAISE OUTCOMES: 100% of students will take the CST Exam and a minimum of 70% of students will pass by May 17th, 2013.

OAE-CST PASS RATE - TRENDS DATA

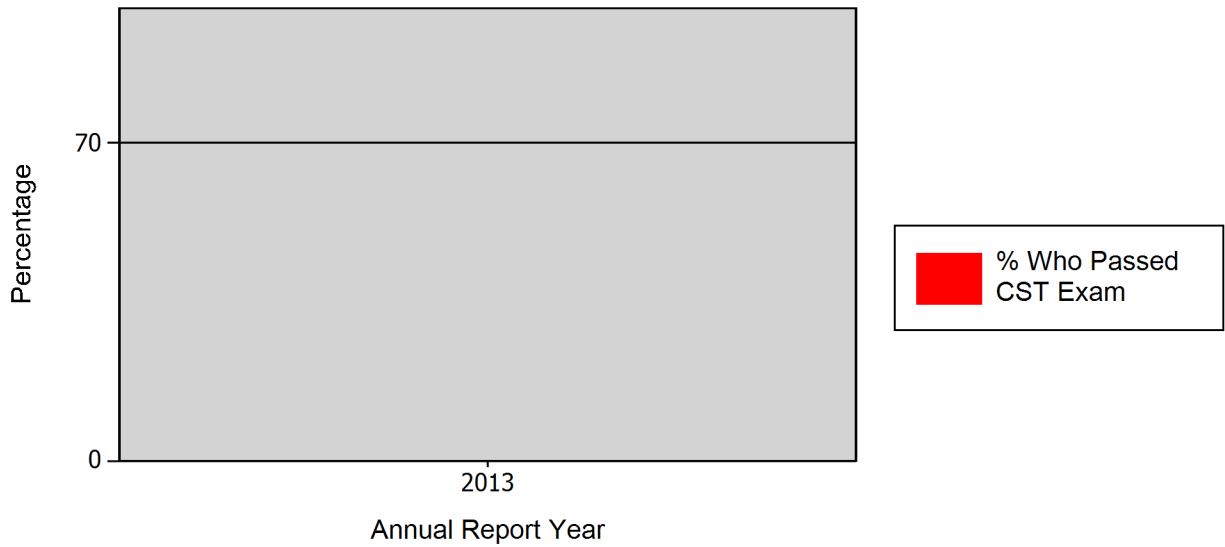
(8/1/2011-7/31/2012)

Annual Reporting Year	Academic Year	OAE Reported	# of Students Graduated [CST Exam-eligible]	# of Students Who Took CST Exam	# of Students Who Passed CST Exam*	% of Students Who Passed CST Exam*
2013	8/1/2011 - 7/31/2012	CSCSTPE	0	0	0	0%

* CST Exam Pass Rate = 70%

NOTE: There is no pass rate threshold for the period of 8/1/2008-7/31/2009 for programs approved to use the CST exam as their elected Outcomes Assessment Exam (OAE).

2013 Annual Report



OUTCOMES ASSESSMENT EXAM [CST EXAM] PASS RATE TRENDS ANALYSIS (analysis of 8/1/2009-7/31/2012): 100% of students took the CSCSTP Exam as applicable prior to accreditation received. No other data for analysis.

Does the program meet or exceed the ARC/STSA threshold for Outcomes Assessment Exam [CST Exam] pass rate (70%) for all 3 years? NO

Does the program meet or exceed the ARC/STSA threshold for Outcomes Assessment Exam [CST Exam] pass rate (100%) for the most recent year (8/1/2011-7/31/2012)? NO

OUTCOMES ASSESSMENT EXAM TRENDS (RETURN RATE and/or SATISFACTION RATE) PLAN OF ACTION AND TIMELINE FOR IMPLEMENTATION: 100% of students will participate in taking the CST Exam with a minimum of 70% pass rate by May 17th, 2013.

Accreditation Review Council on Education in Surgical Technology and Surgical Assisting
(ARC/STSA)
2013 Annual Report

GRADUATE PLACEMENT (GP):

GP CURRENT DATA (8/1/2010-7/31/2011)

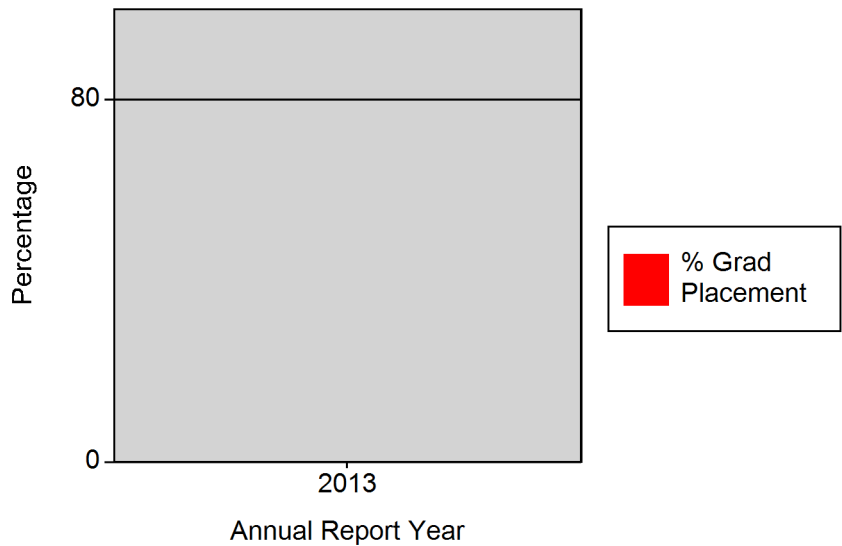
ST Employed %	ST Employed & Cont Ed %	Cont Ed %	Total Grads Placed %
0%	0%	0%	0%

GRADUATE PLACEMENT OUTCOMES ANALYSIS (analysis of 8/1/2010-7/31/2011): New program - no graduate outcomes data for this reporting period

Does the program meet the ARC/STSA threshold for graduate placement (80%)? YES

GP TRENDS DATA

Annual Reporting Year	Academic Year	# of Students Graduated	ST Employed	ST Employed & Cont Ed	Cont Ed	Total Grad Placement	Total Grad Placement %
2013	8/1/2010 - 7/31/2011	0	0	0	0	0	0%



GRADUATE PLACEMENT OUTCOMES TREND ANALYSIS (analysis of 8/1/2008-7/31/2011): New program - no graduate outcomes data for this reporting period

Does the program meet or exceed the ARC/STSA threshold for graduate placement for all 3 years? YES

Accreditation Review Council on Education in Surgical Technology and Surgical Assisting
(ARC/STSA)
2013 Annual Report

EMPLOYER SATISFACTION (ES):

ES SURVEY OUTCOMES - CURRENT DATA (8/1/2010-7/31/2011)

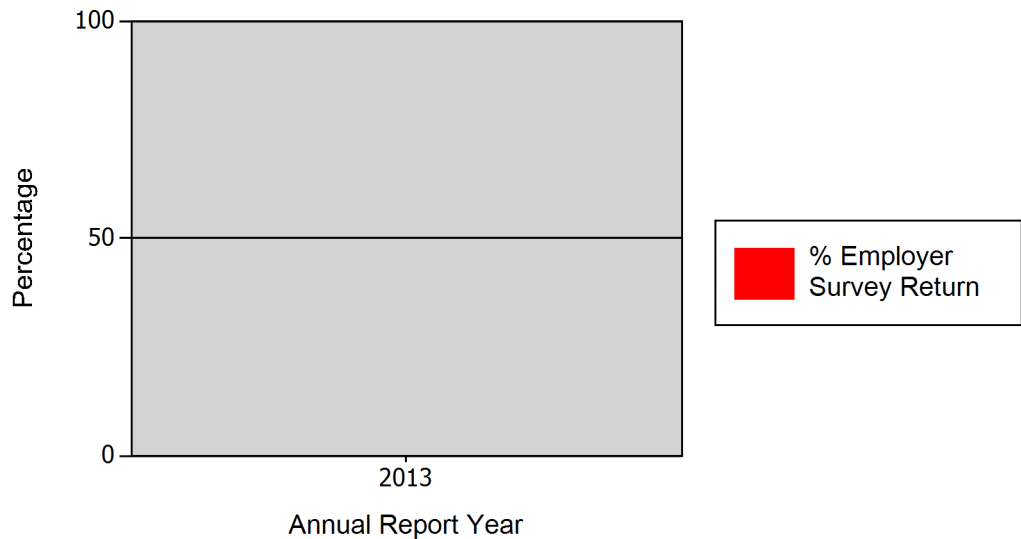
Employer Survey Return %	Employer Satisfaction %
0%	0%

EMPLOYER SURVEY RETURN RATE AND SATISFACTION RATE ANALYSIS (analysis of 8/1/2010-7/31/2011): New Program - no employer survey data for this reporting period

Does the program meet the ARC/STSA threshold for employer survey return rate (50%)? YES

ES RETURN RATE - TRENDS DATA

Annual Reporting Year	Academic Year	# of Employer Surveys Distributed	Employer Survey Return %
2013	8/1/2010 - 7/31/2011	0	0%



EMPLOYER SURVEY RETURN RATE TREND ANALYSIS (analysis of 8/1/2008-7/31/2011): New Program - no employer survey data for this reporting period

Does the program meet or exceed the ARC/STSA threshold for employer survey return rate (50%) for all 3 years? YES

ES SATISFACTION RATE - CURRENT DATA (8/1/2010-7/31/2011)

Employer Survey Return %	Employer Satisfaction %
0%	0%

Accreditation Review Council on Education in Surgical Technology and Surgical Assisting

(ARC/STSA)

2013 Annual Report

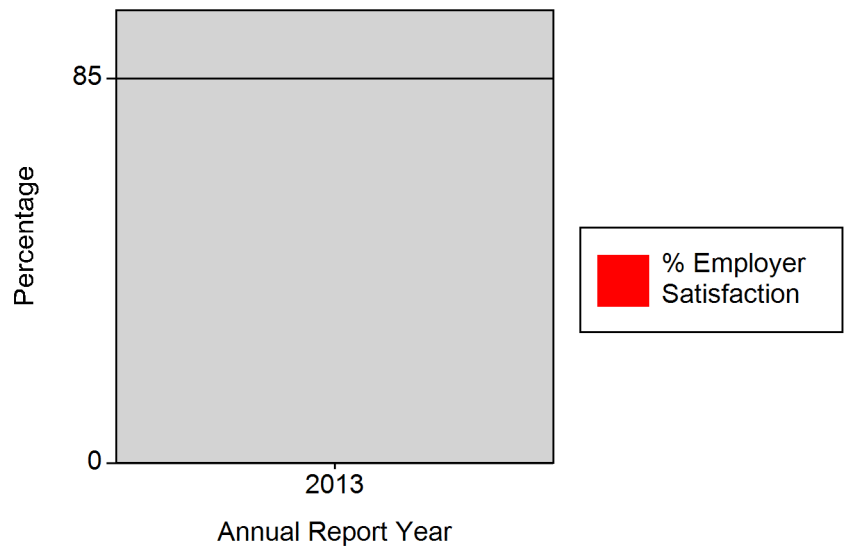
0%	0%
----	----

EMPLOYER SURVEY RETURN RATE AND SATISFACTION RATE ANALYSIS (analysis of 8/1/2010-7/31/2011): New Program - no employer survey data for this reporting period

Does the program meet the ARC/STSA threshold for employer survey satisfaction rate (85%)? YES

ES SATISFACTION RATE - TRENDS DATA

Annual Reporting Year	Academic Year	# of Employer Surveys Distributed	Employer Satisfaction %
2013	8/1/2010 - 7/31/2011	0	0%



EMPLOYER SURVEY SATISFACTION RATE TREND ANALYSIS (analysis of 8/1/2008-7/31/2011): New Program - no employer survey data for this reporting period

Does the program meet or exceed the ARC/STSA threshold for employer survey satisfaction rate (85%) for all 3 years? YES

Accreditation Review Council on Education in Surgical Technology and Surgical Assisting
(ARC/STSA)
2013 Annual Report

GRADUATE SATISFACTION (GS):

GS SURVEY OUTCOMES - CURRENT DATA (8/1/2010-7/31/2011)

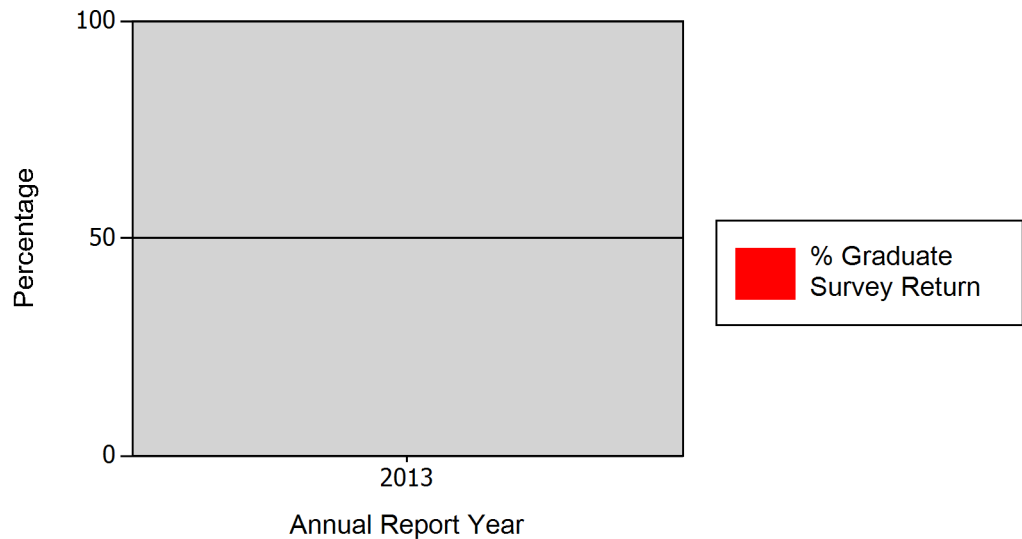
Graduate Surveys Returned %	Graduate Satisfaction %
0%	0%

GRADUATE SURVEY RETURN RATE AND SATISFACTION RATE ANALYSIS (analysis of 8/1/2010-7/31/2011): New Program - no graduate survey data for this reporting period

Does the program meet the ARC/STSA threshold for graduate survey return rate (50%)? YES

GS RETURN RATE - TRENDS DATA

Annual Reporting Year	Academic Year	# of Graduate Surveys Distributed	Graduate Survey Return %
2013	8/1/2010 - 7/31/2011	0	0%



GRADUATE SURVEY RETURN RATE TREND ANALYSIS (analysis of 8/1/2008-7/31/2011): New Program - no graduate survey data for this reporting period

Does the program meet or exceed the ARC/STSA threshold for graduate survey return rate (50%) for all 3 years? YES

GS SATISFACTION RATE - CURRENT DATA (8/1/2010-7/31/2011)

Graduate Surveys Returned %	Graduate Satisfaction %

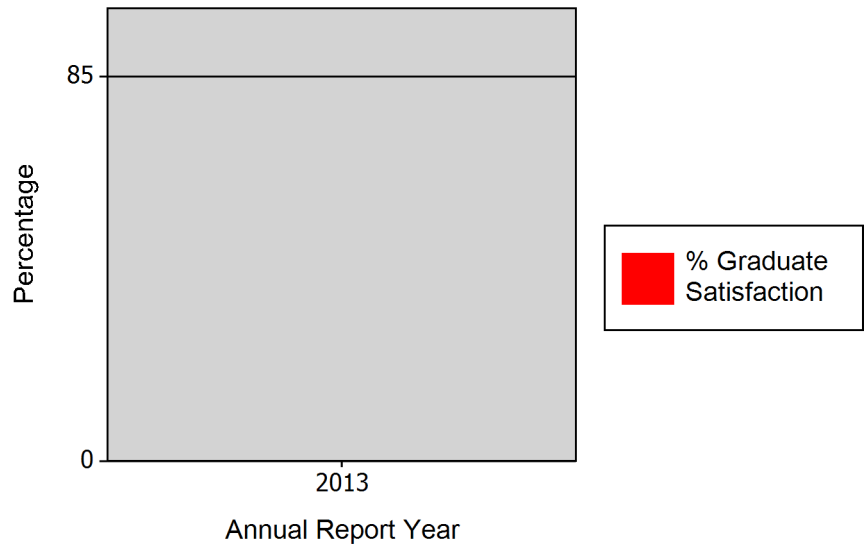
0%	0%
----	----

GRADUATE SURVEY RETURN RATE AND SATISFACTION RATE ANALYSIS (analysis of 8/1/2010-7/31/2011): New Program - no graduate survey data for this reporting period

Does the program meet the ARC/STSA threshold for graduate survey satisfaction rate (85%)? YES

GS SATISFACTION RATE - TRENDS DATA

Annual Reporting Year	Academic Year	# of Graduate Surveys Distributed	Graduate Satisfaction %
2013	8/1/2010 - 7/31/2011	0	0%



GRADUATE SURVEY SATISFACTION RATE TREND ANALYSIS (analysis of 8/1/2008-7/31/2011): New Program - no graduate survey data for this reporting period

Does the program meet or exceed the ARC/STSA threshold for graduate survey satisfaction rate (85%) for all 3 years? YES

Submission Date: 4/12/2013